


Brainstorm as many /od/, /og/ and /ob/ words as you can. Write them in the space below.













Word Storm



Color all the raindrops with /od/ & /ob/ dark blue. Color all the raindrops with /og/ light blue.



write the missing letter to complete each short 'od' 'og' and 'ob' word.

<p>1</p>  <p>fro</p>	<p>2</p>  <p>l g</p>	<p>3</p>  <p>b g</p>
<p>4</p>  <p>mog</p>	<p>5</p>  <p>h o</p>	<p>6</p>  <p>c b</p>
<p>7</p>  <p>m b</p>	<p>8</p>  <p>p d</p>	<p>9</p>  <p>s d</p>
<p>10</p>  <p>s b</p>	<p>11</p>  <p>j b</p>	<p>12</p>  <p>b l o</p>

Draw a line to match the rhyming words.



job



dog



cob



blog

smog



lob



fog



mob



od

og

od

og

ob

od

og

ob



sob



frog



pod



hog

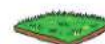
log



cob



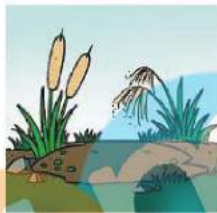
sod



jog



Trace each word, then match them to the correct picture.



1. rod

2. cod

3. pod

4. frog

5. smog

6. bog

ball can lob the dog. to Tod the

Sort the words above to make a complete sentence below.

Trace each word, then match them to the correct picture.

fog

1.



hog

2.



Bob

3.



lob

4.



rob

5.

so










6.



fast can on the The hog hill. jog










Sort the words above to make a complete sentence below.

Fill in the missing letters to write each word correctly.

<p>1</p>  <p>fro</p>	<p>2</p>  <p>ho</p>	<p>3</p>  <p>smo</p>
<p>4</p>  <p>c o</p>	<p>5</p>  <p>o b</p>	<p>6</p>  <p>f g</p>
<p>7</p>  <p>p o</p>	<p>8</p>  <p>r d</p>	<p>9</p> 
<p>fog. The no has sunny city</p>		

Sort the words above to make a complete sentence below.

Circle the correct word and write it on the line.

<p>1</p>  <p>hog bog</p> <p>_____</p> <p>-----</p> <p>_____</p>	<p>2</p>  <p>smog frog</p> <p>_____</p> <p>-----</p> <p>_____</p>	<p>3</p>  <p>dog log</p> <p>_____</p> <p>-----</p> <p>_____</p>
<p>4</p>  <p>rod fog</p> <p>_____</p> <p>-----</p> <p>_____</p>	<p>5</p>  <p>sod pod</p> <p>_____</p> <p>-----</p> <p>_____</p>	<p>6</p>  <p>mob cod</p> <p>_____</p> <p>-----</p> <p>_____</p>
<p>7</p>  <p>spider Tod</p> <p>_____</p> <p>-----</p> <p>_____</p>	<p>8</p>  <p>rob rub</p> <p>_____</p> <p>-----</p> <p>_____</p>	<p>9</p> 
<p>little looks dog in The fog. the</p>		

Sort the words above to make a complete sentence below.


Draw a line to match the letters. Then spell the picture word correctly two times.



1. c i b
s o p



2. l i t
p o g



3. m i g
h o n



4. j i p
b o b



5. s n o g
s m a b



6. s o t
r a d












7. i a b
B o d



8. s p o t
f r a g

Circle the beginning sound and write the word correctly on the line.

<p>1</p>  <p>c d</p> <p>_____</p> <p>_____</p> <p>_____</p>	<p>2</p>  <p>l n</p> <p>_____</p> <p>_____</p> <p>_____</p>	<p>3</p>  <p>s r</p> <p>_____</p> <p>_____</p> <p>_____</p>
<p>4</p>  <p>l f</p> <p>_____</p> <p>_____</p> <p>_____</p>	<p>5</p>  <p>T B</p> <p>_____</p> <p>_____</p> <p>_____</p>	<p>6</p>  <p>l t</p> <p>_____</p> <p>_____</p> <p>_____</p>
<p>7</p>  <p>m n</p> <p>_____</p> <p>_____</p> <p>_____</p>	<p>8</p>  <p>p j</p> <p>_____</p> <p>_____</p> <p>_____</p>	<p>9</p> 


Tod Bob a lot of to do jobs. and have

Sort the words above to make a complete sentence below.


Color in the letter with the sentence that matches the picture to its left.



- ☐ A That man has a job to do.
- ☐ B The job has a man for it.
- ☐ C The man eats his job.



- ☐ A The city has a lot of logs.
- ☐ B The city has a lot of frogs.
- ☐ C The city has a lot of smog.



- ☐ A Tod can see a dog blog
- ☐ B Tod can see no dogs.
- ☐ C Tod can see a cat blog.



- ☐ A The bog has a lot of fog.
- ☐ B Tod has a big cob of corn.
- ☐ C Tod has a rod to fish for cod.




- ☐ A Bob has a mob to fish for cod.
- ☐ B Bob has a small cob of corn to eat.
- ☐ C The man can fish in the fog.

Say each picture word out loud. Listen to the sounds within the word.

Do you hear the letter sound /og/, /od/ or /ob/ at the beginning, middle or end?


Write the letter where you hear the sound.

1




Three circles for letter placement: [] [] [og]

2




Three circles for letter placement: [] [] []

3



Three circles for letter placement: [] [] []

4



Three circles for letter placement: [] [] []

5



Three circles for letter placement: [] [] []

6



Three circles for letter placement: [] [] []

7




Three circles for letter placement: [] [] []

8




Three circles for letter placement: [] [] []

9




Three circles for letter placement: [] [] []

10



Three circles for letter placement: [] [] []

11




Three circles for letter placement: [] [] []

12




Three circles for letter placement: [] [] []

13




Three circles for letter placement: [] [] []

14



Three circles for letter placement: [] [] []

15



Three circles for letter placement: [] [] []

Look at the pictures and the letters. What letters are missing?
Write in the missing letters in the circles provided.
Then write the word two more times on the line.

1 j  g



2 b  t



3 s  x



4 m  t



5 e  f



6 t  p



7 n  p



8 wr  p



Look at the pictures and the letters. What letters are missing?
Write in the missing letters in the circles provided.
Then write the word two more times on the line.

1 o g



2 o g



3 i x



4 o g



5 o g



6 o g



7 o d



8 o d



Look at the pictures and the letters. What letters are missing?

Write in the missing letters in the circles provided.

Then write the word two more times on the line.

1	m u 		_____	_____
2	b u 		_____	_____
3	gi f 		_____	_____
4	w e 		_____	_____
5	b o 		_____	_____
6	b i 		_____	_____
7	y a 		_____	_____
8	r u 		_____	_____

Look at the pictures and letters below. Circle the word within the line of letters.

gift
gorilla
mob
rob


lob
sod
sob
log

hog
log
robot
job

smog
bog
blog
fog


dog
frog
jog
cod

1



gfdggs shog fdsfs

2




jadglogakbdeyas

3



adjjobagdvadauy

4



ajhdgajhdbrobota

5



smogkbsdcfbeiuf

6



ajhdgsobkadadev

7



ajhdgjehsodjahdbj

8



akjdbajhgbdejmob

9



akjabbabogakbda

10



ajhdbjhdbbblgak

11



ajwhdvjhdfogajhv

12




ajhdvjdvjogajbdjh

13



ajhdverodadjhvje

14



ajhdvwjhedvcoda

15



akhdbakdbefifrog

16



jahvjahvddogkand

17



adahdgorilladkba

18



adbadbeglobaigia

19



aljdadrobaohdaig

20



aldskdskfggiftah

1



Look at the pictures and letters below.
Circle the word within the line of letters.
Draw a line to its matching picture.

1-3

jahdgajdbogag

ajdglogakdgse

dsefroogjshdis

2



3



4



5



6



7



7-9

sehdbjsjdsobag

ajdgpodahduds

augdgfjogkabd

8



9



10



11



12



10-12

shbdshjbfblogk

aldgshfrodajhd

































kassfbcodalde

Name: _____

Date: _____












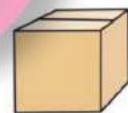










Beginning Sound

Circle the pictures in each row that have the same beginning sound as the letter in the box.

1	s				
2	k				
3	c				
4	y				
5	n				
6	d				
7	z				
8	c				

Ending Sounds

Circle the pictures in each row that have the same ending sound as the letter in the box.


1 og				
2 ob				
3 od				
4 r				
5 o				
6 x				
7 l				
8 m				

Name: _____

Date: _____













Cut out the pictures below and match them to their beginning sound.

1	v	
2	k	
3	g	
4	a	
5	f	
6	s	




Make your own worksheet below by drawing pictures
and writing words to match each picture.
Have your friends draw lines to match your words to your pictures.

Draw a line to match the correct letter patterns to create the word that matches the picture.
Then write the word on the line provided.

<div> <div>t o k</div> <div>k e b</div> </div>  <div> <div>_____</div> <div>_____</div> </div>	<div> <div>r o t</div> <div>g a b</div> </div>  <div> <div>_____</div> <div>_____</div> </div>
<div> <div>m a t</div> <div>g o b</div> </div>  <div> <div>_____</div> <div>_____</div> </div>	<div> <div>s e g</div> <div>b o b</div> </div>  <div> <div>_____</div> <div>_____</div> </div>
<div> <div>f o g</div> <div>a g d</div> </div>  <div> <div>_____</div> <div>_____</div> </div>	<div> <div>j o s</div> <div>s a b</div> </div>  <div> <div>_____</div> <div>_____</div> </div>
<div> <div>t e g</div> <div>l o n</div> </div>  <div> <div>_____</div> <div>_____</div> </div>	<div> <div>h o g</div> <div>g a n</div> </div>  <div> <div>_____</div> <div>_____</div> </div>
<div> <div>d o l</div> <div>n i g</div> </div>  <div> <div>_____</div> <div>_____</div> </div>	<div> <div>b l w</div> <div>r o d</div> </div>  <div> <div>_____</div> <div>_____</div> </div>
<div> <div>p o n</div> <div>r i d</div> </div>  <div> <div>_____</div> <div>_____</div> </div>	<div> <div>j o g</div> <div>g e a</div> </div>  <div> <div>_____</div> <div>_____</div> </div>

Look at the picture and write the missing letters to spell the correct vocabulary word.

1  fr g	2  l g	3  b g
4  sm g	5  h g	6  c b
7  m b	8  p d	9  s d

Draw lines to match the word to its picture.



sob

job

blog


dog

lob

fog



Look at the picture and circle the word that spells the correct vocabulary word.

	<p>jot</p> <p>jog</p> <p>job</p>		<p>lob</p> <p>lot</p> <p>lobster</p>
	<p>rod</p> <p>rob</p> <p>row</p>		<p>frog</p> <p>bog</p> <p>log</p>
	<p>pod</p> <p>bod</p> <p>cod</p>		<p>swag</p> <p>smuggle</p> <p>smog</p>
	<p>bob</p> <p>Bob</p> <p>lob</p>		<p>dog</p> <p>god</p> <p>dig</p>
	<p>sob</p> <p>rob</p> <p>sub</p>		<p>cod</p> <p>cop</p> <p>cob</p>
	<p>nod</p> <p>knob</p> <p>knock</p>		<p>job</p> <p>jot</p> <p>jolly</p>

Look at the pictures. Match the number of the picture to the word.
Write the pictures number in the box beside the word.

cob	2
hog	
sob	
pod	
knob	
rob	
hedgehog	
smog	
cod	
jog	
job	
rod	

1



2




3



4




5



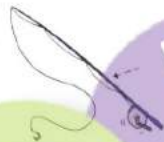
6



7



8



9



10



11



12



There is a cod on the _____.

My _____ is a cop.


I like corn on _____.

The jogger is going for a _____.

A _____ lives in a forest.

Fill in the crossword puzzle using the picture clues below to help you.

Write words across, from left to right →. Write words down, from top to bottom ↓.









Down

1. 	6. 
2. 	8. 
3. 	9. 

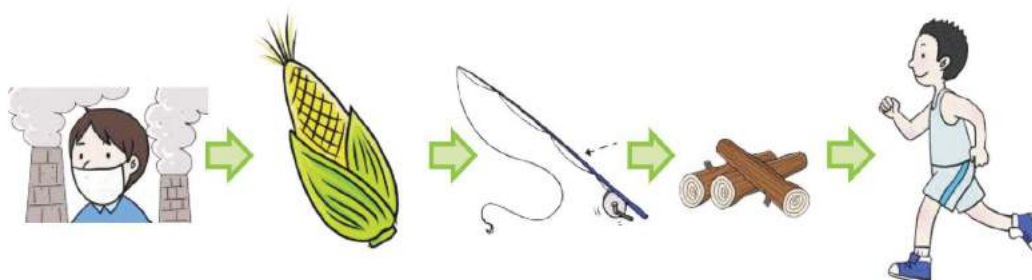
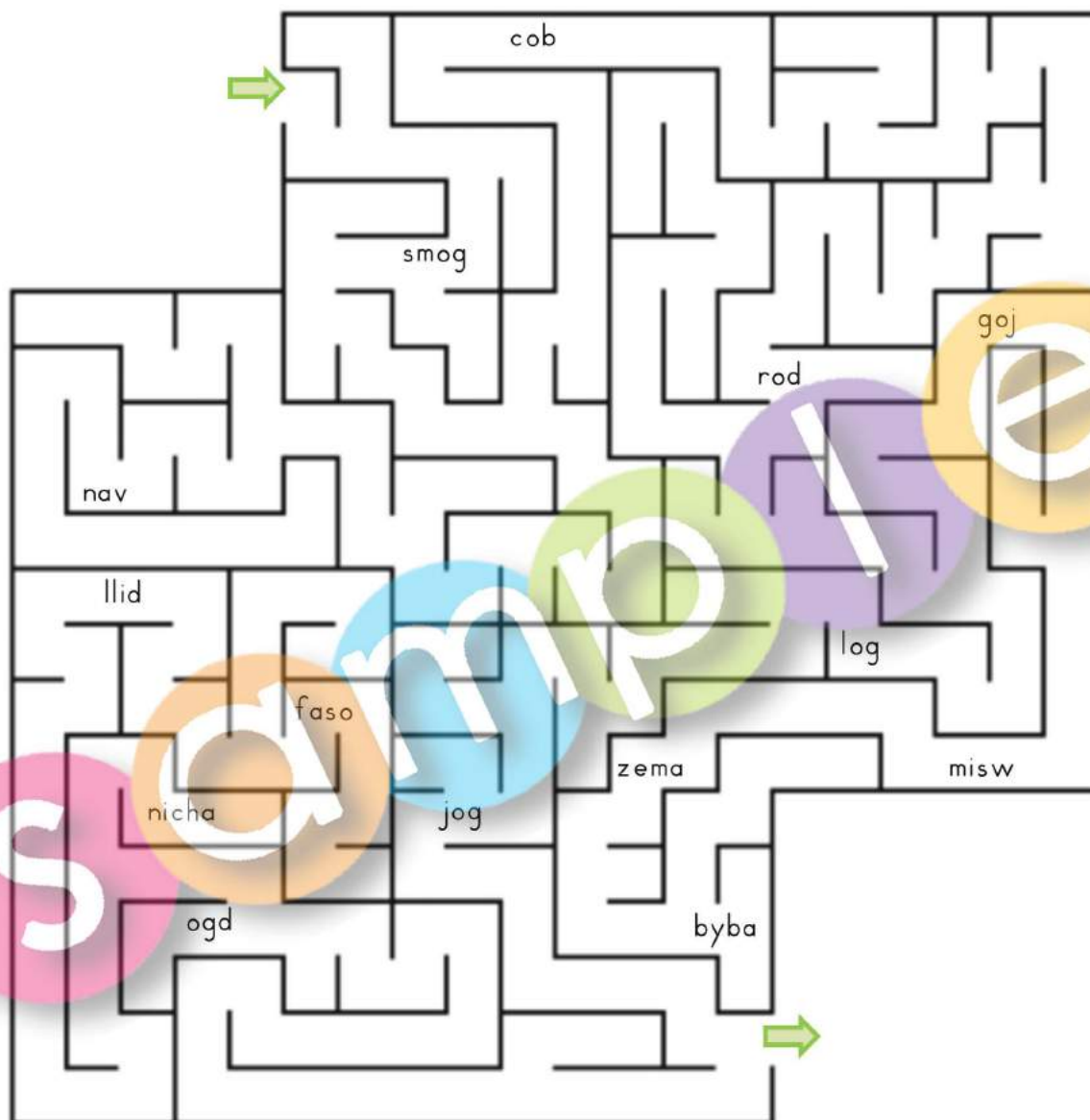
knob
sob
fog
bog
hedgehog
blog

Across

4. 	8. 
5. 	9. 
7. 	10. 

cob
frog
lobster
smog
jog
log

Complete the maze. Follow the vocabulary words with /od/, /og/, and /ob/ that are spelled correctly.



Name: _____

Date: _____

Match the words from the box to the shapes below, then find out the mystery word and write it.

frog

hog

hedgehog

lobster

log

Bob

blog

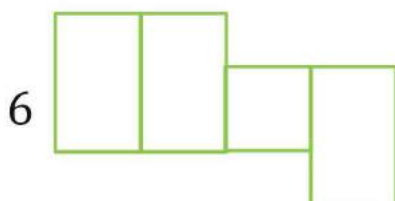
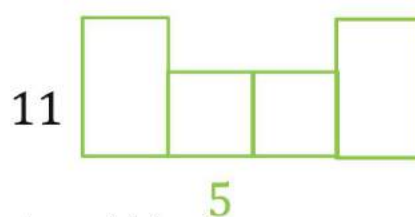
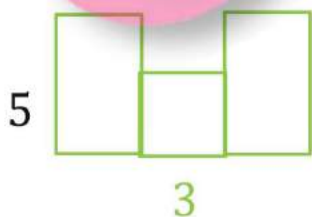
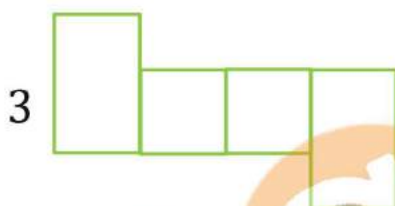
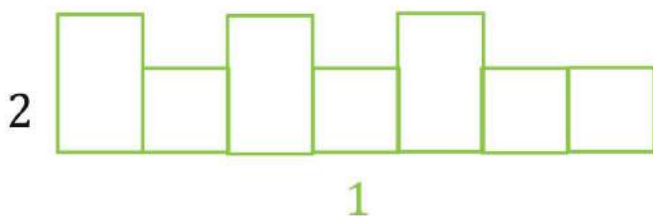
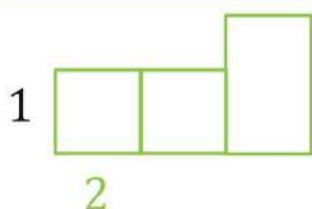
mob

smog

jog

knob

blob



Mystery Word

1
2
3
4

Name: _____

Date: _____

Look at the sentence and exchange the picture for a word.

job

hog

frog

rod

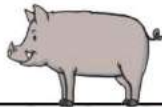
cod



1. A _____ can catch a fly.



2. My _____ is a cop.



3. A fox and a _____ live in a forest.



4. A _____ cannot fly.



5. A gorilla has a fishing _____ in her hand.

Name: _____

Date: _____

Use vocabulary words from the box to complete the sentences below.

rob

hedgehog

smog

knob

log

frog

fog

dog

1. A _____ can jump high.

2. A _____ and a cat are fighting.

3. I am lost in the _____.

4. _____ is covering my city.

5. A _____ is a small animal.

6. The mob wants to _____.









7. Dad put a _____ in the fire.

8. Bob can turn the _____.

9. Write a sentence of your own using one of the vocabulary words from above.

Look at the picture and write the missing letters to spell the correct vocabulary word.

c	ot
fr	od
b	og
rob	by
B	log
d	ob
lob	od
p	ogs

	_____
	cod
	_____
	_____
	_____
	_____
	_____
	_____

Use words from above to write interesting sentences below.

Look at the pictures and words. Which words are spelled correctly?
Circle the word that is spelled correctly.
Then write it on the line.



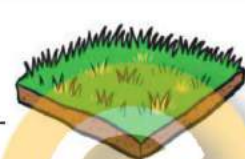
log
lobster

broom
bog



frog
brood

soda
sod



lob
bulb

rod
god



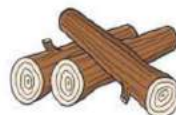
bog
body

smog
swag



blog
doll

logo
logs



cob
cud

smog
sob



Name: _____

Date: _____

Unscramble the words below. Circle the words in the box that you unscramble below.

mob

smog

job

seal

rod

blog

robot

spider

jogger

frog

snow

1

--	--	--

bmo

2

--	--	--	--

grfo

3

--	--	--	--	--	--

gjegro

4

--	--	--	--	--

bootr

5

--	--	--	--

msgo

6

--	--	--	--

lgob

7

--	--	--












dro

8

--	--	--

boj

Draw a line to match the correct letter patterns to create the word that matches the picture.
Then write the word on the line provided.

1 c o t l e d  _____	2 k o b m a l  _____
3 t e d p o l l  _____	4 b e r y j o d  _____
5 h a o g v o c  _____	6 f o n c k t o g  _____
7 w o b r u o n  _____	8 k o s t e r l o b n  _____
9 s o g b a d  _____	10 m o g j o b e  _____
11 s h u b s o n g  _____	12 c a b n o p  _____

Look at the scrambled words. Unscramble the letters to write the words correctly. Then match the word to its picture.

1. dco

cod

2. obl

3. goya

4. rfggo

5. omgs

6. rdo

7. sogl

8. boj

9. glbo

10. broto



Name: _____

Date: _____

Cut out the letters below. How many vocabulary-words that you have learned can you spell?
Glue the letters down to spell as many words as you can.

www.PhonicsGarden.com

© JD. Flowers 2015




s	b	g	o					
s	r	o	h	g	o	y	b	o
g	r	s	b	f	b	o	m	l
o	l	d	r	o	t	b	g	o

Cut out the letters below. How many sight-words that you have learned can you spell?
Glue the letters down to spell as many words as you can.

e	o	t	o	g	o	r	b	o
f	l	o	l	o	r	g	d	r
e	r	s	b	j	g	y	a	g

Look at the scrambled words. Unscramble the letters to write the words correctly. Then match the word to its picture.



c o g

b o d

yog o b

r u of

s ob rt

d r d

p og og

b o s

f o y

r od d

cod
