


Spin and Spell

Spin the spinner. Spell and write the **ab** word.




lab	jab	cab	drab	tab	fab
_____	_____	_____	_____	_____	_____
_____	_____	_____	_____	_____	_____
_____	_____	_____	_____	_____	_____
_____	_____	_____	_____	_____	_____
_____	_____	_____	_____	_____	_____
_____	_____	_____	_____	_____	_____
_____	_____	_____	_____	_____	_____
_____	_____	_____	_____	_____	_____

Which **ab** word did you spin on and write the most? Write it again here!

Spin a picture. Read the word.
Write the word in the matching letter boxes.
Place a check mark next to the word after it is written.

- lab
- jab
- cab
- drab
- tab
- fab




Hint: Use a paperclip as your spinner.

<div style="position: absolute; top: 0; left: 0; width: 100%; height: 100%; background-color: #f0f0f0; border: 1px solid #ccc;"> <div style="position: absolute; top: 10px; left: 10px; width: 80px; height: 80px; border: 2px solid #ccc; background-color: #fff;"> <div style="position: absolute; top: 10px; left: 10px; width: 60px; height: 60px; border: 1px solid #ccc; background-color: #fff;"> <div style="position: absolute; top: 10px; left: 10px; width: 40px; height: 40px; border: 1px solid #ccc; background-color: #fff;"> <div style="position: absolute; top: 10px; left: 10px; width: 20px; height: 20px; border: 1px solid #ccc; background-color: #fff;"> <div style="position: absolute; top: 10px; left: 10px; width: 10px; height: 10px; border: 1px solid #ccc; background-color: #fff;"> <div style="position: absolute; top: 10px; left: 10px; width: 5px; height: 5px; border: 1px solid #ccc; background-color: #fff;"> <div style="position: absolute; top: 10px; left: 10px; width: 2px; height: 2px; border: 1px solid #ccc; background-color: #fff;"> <div style="position: absolute; top: 10px; left: 10px; width: 1px; height: 1px; border: 1px solid #ccc; background-color: #fff;"> <div style="position: absolute; top: 10px; left: 10px; width: 0.5px; height: 0.5px; border: 1px solid #ccc; background-color: #fff;"> <div style="position: absolute; top: 10px; left: 10px; width: 0.2px; height: 0.2px; border: 1px solid #ccc; background-color: #fff;"> <div style="position: absolute; top: 10px; left: 10px; width: 0.1px; height: 0.1px; border: 1px solid #ccc; background-color: #fff;"> <div style="position: absolute; top: 10px; left: 10px; width: 0.05px; height: 0.05px; border: 1px solid #ccc; background-color: #fff;"> <div style="position: absolute; top: 10px; left: 10px; width: 0.02px; height: 0.02px; border: 1px solid #ccc; background-color: #fff;"> <div style="position: absolute; top: 10px; left: 10px; width: 0.01px; height: 0.01px; border: 1px solid #ccc; background-color: #fff;"> <div style="position: absolute; top: 10px; left: 10px; width: 0.005px; height: 0.005px; border: 1px solid #ccc; background-color: #fff;"> <div style="position: absolute; top: 10px; left: 10px; width: 0.002px; height: 0.002px; border: 1px solid #ccc; background-color: #fff;"> <div style="position: absolute; top: 10px; left: 10px; width: 0.001px; height: 0.001px; border: 1px solid #ccc; background-color: #fff;"> <div style="position: absolute; top: 10px; left: 10px; width: 0.0005px; height: 0.0005px; border: 1px solid #ccc; background-color: #fff;"> <div style="position: absolute; top: 10px; left: 10px; width: 0.0002px; height: 0.0002px; border: 1px solid #ccc; background-color: #fff;"> <div style="position: absolute; top: 10px; left: 10px; width: 0.0001px; height: 0.0001px; border: 1px solid #ccc; background-color: #fff;"> <div style="position: absolute; top: 10px; left: 10px; width: 0.00005px; height: 0.00005px; border: 1px solid #ccc; background-color: #fff;"> <div style="position: absolute; top: 10px; left: 10px; width: 0.00002px; height: 0.00002px; border: 1px solid #ccc; background-color: #fff;"> <div style="position: absolute; top: 10px; left: 10px; width: 0.00001px; height: 0.00001px; border: 1px solid #ccc; background-color: #fff;"> <div style="position: absolute; top: 10px; left: 10px; width: 0.000005px; height: 0.000005px; border: 1px solid #ccc; background-color: #fff;"> <div style="position: absolute; top: 10px; left: 10px; width: 0.000002px; height: 0.000002px; border: 1px solid #ccc; background-color: #fff;"> <div style="position: absolute; top: 10px; left: 10px; width: 0.000001px; height: 0.000001px; border: 1px solid #ccc; background-color: #fff;"> <div style="position: absolute; top: 10px; left: 10px; width: 0.0000005px; height: 0.0000005px; border: 1px solid #ccc; background-color: #fff;"> <div style="position: absolute; top: 10px; left: 10px; width: 0.0000002px; height: 0.0000002px; border: 1px solid #ccc; background-color: #fff;"> <div style="position: absolute; top: 10px; left: 10px; width: 0.0000001px; height: 0.0000001px; border: 1px solid #ccc; background-color: #fff;"> <div style="position: absolute; top: 10px; left: 10px; width: 0.00000005px; height: 0.00000005px; border: 1px solid #ccc; background-color: #fff;"> <div style="position: absolute; top: 10px; left: 10px; width: 0.00000002px; height: 0.00000002px; border: 1px solid #ccc; background-color: #fff;"> <div style="position: absolute; top: 10px; left: 10px; width: 0.00000001px; height: 0.00000001px; border: 1px solid #ccc; background-color: #fff;"> <div style="position: absolute; top: 10px; left: 10px; width: 0.000000005px; height: 0.000000005px; border: 1px solid #ccc; background-color: #fff;"> <div style="position: absolute; top: 10px; left: 10px; width: 0.000000002px; height: 0.000000002px; border: 1px solid #ccc; background-color: #fff;"> <div style="position: absolute; top: 10px; left: 10px; width: 0.000000001px; height: 0.000000001px; border: 1px solid #ccc; background-color: #fff;"> <div style="position: absolute; top: 10px; left: 10px; width: 0.0000000005px; height: 0.0000000005px; border: 1px solid #ccc; background-color: #fff;"> <div style="position: absolute; top: 10px; left: 10px; width: 0.0000000002px; height: 0.0000000002px; border: 1px solid #ccc; background-color: #fff;"> <div style="position: absolute; top: 10px; left: 10px; width: 0.0000000001px; height: 0.0000000001px; border: 1px solid #ccc; background-color: #fff;"> <div style="position: absolute; top: 10px; left: 10px; width: 0.00000000005px; height: 0.00000000005px; border: 1px solid #ccc; background-color: #fff;"> <div style="position: absolute; top: 10px; left: 10px; width: 0.00000000002px; height: 0.00000000002px; border: 1px solid #ccc; background-color: #fff;"> <div style="position: absolute; top: 10px; left: 10px; width: 0.00000000001px; height: 0.00000000001px; border: 1px solid #ccc; background-color: #fff;"> <div style="position: absolute; top: 10px; left: 10px; width: 0.000000000005px; height: 0.000000000005px; border: 1px solid #ccc; background-color: #fff;"> <div style="position: absolute; top: 10px; left: 10px; width: 0.000000000002px; height: 0.000000000002px; border: 1px solid #ccc; background-color: #fff;"> <div style="position: absolute; top: 10px; left: 10px; width: 0.000000000001px; height: 0.000000000001px; border: 1px solid #ccc; background-color: #fff;"> <div style="position: absolute; top: 10px; left: 10px; width: 0.0000000000005px; height: 0.0000000000005px; border: 1px solid #ccc; background-color: #fff;"> <div style="position: absolute; top: 10px; left: 10px; width: 0.0000000000002px; height: 0.0000000000002px; border: 1px solid #ccc; background-color: #fff;"> <div style="position: absolute; top: 10px; left: 10px; width: 0.0000000000001px; height: 0.0000000000001px; border: 1px solid #ccc; background-color: #fff;"> <div style="position: absolute; top: 10px; left: 10px; width: 0.00000000000005px; height: 0.00000000000005px; border: 1px solid #ccc; background-color: #fff;"> <div style="position: absolute; top: 10px; left: 10px; width: 0.00000000000002px; height: 0.00000000000002px; border: 1px solid #ccc; background-color: #fff;"> <div style="position: absolute; top: 10px; left: 10px; width: 0.00000000000001px; height: 0.00000000000001px; border: 1px solid #ccc; background-color: #fff;"> <div style="position: absolute; top: 10px; left: 10px; width: 0.000000000000005px; height: 0.000000000000005px; border: 1px solid #ccc; background-color: #fff;"> <div style="position: absolute; top: 10px; left: 10px; width: 0.000000000000002px; height: 0.000000000000002px; border: 1px solid #ccc; background-color: #fff;"> <div style="position: absolute; top: 10px; left: 10px; width: 0.000000000000001px; height: 0.000000000000001px; border: 1px solid #ccc; background-color: #fff;"> <div style="position: absolute; top: 10px; left: 10px; width: 0.0000000000000005px; height: 0.0000000000000005px; border: 1px solid #ccc; background-color: #fff;"> <div style="position: absolute; top: 10px; left: 10px; width: 0.0000000000000002px; height: 0.0000000000000002px; border: 1px solid #ccc; background-color: #fff;"> <div style="position: absolute; top: 10px; left: 10px; width: 0.0000000000000001px; height: 0.0000000000000001px; border: 1px solid #ccc; background-color: #fff;"> <div style="position: absolute; top: 10px; left: 10px; width: 0.00000000000000005px; height: 0.00000000000000005px; border: 1px solid #ccc; background-color: #fff;"> <div style="position: absolute; top: 10px; left: 10px; width: 0.00000000000000002px; height: 0.00000000000000002px; border: 1px solid #ccc; background-color: #fff;"> <div style="position: absolute; top: 10px; left: 10px; width: 0.00000000000000001px; height: 0.00000000000000001px; border: 1px solid #ccc; background-color: #fff;"> <div style="position: absolute; top: 10px; left: 10px; width: 0.000000000000000005px; height: 0.000000000000000005px; border: 1px solid #ccc; background-color: #fff;"> <div style="position: absolute; top: 10px; left: 10px; width: 0.000000000000000002px; height: 0.000000000000000002px; border: 1px solid #ccc; background-color: #fff;"> <div style="position: absolute; top: 10px; left: 10px; width: 0.000000000000000001px; height: 0.000000000000000001px; border: 1px solid #ccc; background-color: #fff;"> <div style="position: absolute; top: 10px; left: 10px; width: 0.0000000000000000005px; height: 0.0000000000000000005px; border: 1px solid #ccc; background-color: #fff;"> <div style="position: absolute; top: 10px; left: 10px; width: 0.0000000000000000002px; height: 0.0000000000000000002px; border: 1px solid #ccc; background-color: #fff;"> <div style="position: absolute; top: 10px; left: 10px; width: 0.0000000000000000001px; height: 0.0000000000000000001px; border: 1px solid #ccc; background-color: #fff;"> <div style="position: absolute; top: 10px; left: 10px; width: 0.00000000000000000005px; height: 0.00000000000000000005px; border: 1px solid #ccc; background-color: #fff;"> <div style="position: absolute; top: 10px; left: 10px; width: 0.00000000000000000002px; height: 0.00000000000000000002px; border: 1px solid #ccc; background-color: #fff;"> <div style="position: absolute; top: 10px; left: 10px; width: 0.00000000000000000001px; height: 0.00000000000000000001px; border: 1px solid #ccc; background-color: #fff;"> <div style="position: absolute; top: 10px; left: 10px; width: 0.000000000000000000005px; height: 0.000000000000000000005px; border: 1px solid #ccc; background-color: #fff;"> <div style="position: absolute; top: 10px; left: 10px; width: 0.000000000000000000002px; height: 0.000000000000000000002px; border: 1px solid #ccc; background-color: #fff;"> <div style="position: absolute; top: 10px; left: 10px; width: 0.000000000000000000001px; height: 0.000000000000000000001px; border: 1px solid #ccc; background-color: #fff;"> <div style="position: absolute; top: 10px; left: 10px; width: 0.0000000000000000000005px; height: 0.0000000000000000000005px; border: 1px solid #ccc; background-color: #fff;"> <div style="position: absolute; top: 10px; left: 10px; width: 0.0000000000000000000002px; height: 0.0000000000000000000002px; border: 1px solid #ccc; background-color: #fff;"> <div style="position: absolute; top: 10px; left: 10px; width: 0.0000000000000000000001px; height: 0.0000000000000000000001px; border: 1px solid #ccc; background-color: #fff;"> <div style="position: absolute; top: 10px; left: 10px; width: 0.00000000000000000000005px; height: 0.00000000000000000000005px; border: 1px solid #ccc; background-color: #fff;"> <div style="position: absolute; top: 10px; left: 10px; width: 0.00000000000000000000002px; height: 0.00000000000000000000002px; border: 1px solid #ccc; background-color: #fff;"> <div style="position: absolute; top: 10px; left: 10px; width: 0.00000000000000000000001px; height: 0.00000000000000000000001px; border: 1px solid #ccc; background-color: #fff;"> <div style="position: absolute; top: 10px; left: 10px; width: 0.000000000000000000000005px; height: 0.000000000000000000000005px; border: 1px solid #ccc; background-color: #fff;"> <div style="position: absolute; top: 10px; left: 10px; width: 0.000000000000000000000002px; height: 0.000000000000000000000002px; border: 1px solid #ccc; background-color: #fff;"> <div style="position: absolute; top: 10px; left: 10px; width: 0.000000000000000000000001px; height: 0.000000000000000000000001px; border: 1px solid #ccc; background-color: #fff;"> <div style="position: absolute; top: 10px; left: 10px; width: 0.0000000000000000000000005px; height: 0.0000000000000000000000005px; border: 1px solid #ccc; background-color: #fff;"> <div style="position: absolute; top: 10px; left: 10px; width: 0.0000000000000000000000002px; height: 0.0000000000000000000000002px; border: 1px solid #ccc; background-color: #fff;"> <div style="position: absolute; top: 10px; left: 10px; width: 0.0000000000000000000000001px; height: 0.0000000000000000000000001px; border: 1px solid #ccc; background-color: #fff;"> <div style="position: absolute; top: 10px; left: 10px; width: 0.00000000000000000000000005px; height: 0.00000000000000000000000005px; border: 1px solid #ccc; background-color: #fff;"> <div style="position: absolute; top: 10px; left: 10px; width: 0.00000000000000000000000002px; height: 0.00000000000000000000000002px; border: 1px solid #ccc; background-color: #fff;"> <div style="position: absolute; top: 10px; left: 10px; width: 0.00000000000000000000000001px; height: 0.00000000000000000000000001px; border: 1px solid #ccc; background-color: #fff;"> <div style="position: absolute; top: 10px; left: 10px; width: 0.000000000000000000000000005px; height: 0.000000000000000000000000005px; border: 1px solid #ccc; background-color: #fff;"> <div style="position: absolute; top: 10px; left: 10px; width: 0.000000000000000000000000002px; height: 0.000000000000000000000000002px; border: 1px solid #ccc; background-color: #fff;"> <div style="position: absolute; top: 10px; left: 10px; width: 0.000000000000000000000000001px; height: 0.000000000000000000000000001px; border: 1px solid #ccc; background-color: #fff;"> <div style="position: absolute; top: 10px; left: 10px; width: 0.0000000000000000000000000005px; height: 0.0000000000000000000000000005px; border: 1px solid #ccc; background-color: #fff;"> <div style="position: absolute; top: 10px; left: 10px; width: 0.0000000000000000000000000002px; height: 0.0000000000000000000000000002px; border: 1px solid #ccc; background-color: #fff;"> <div style="position: absolute; top: 10px; left: 10px; width: 0.0000000000000000000000000001px; height: 0.0000000000000000000000000001px; border: 1px solid #ccc; background-color: #fff;"> <div style="position: absolute; top: 10px; left: 10px; width: 0.00000000000000000000000000005px; height: 0.00000000000000000000000000005px; border: 1px solid #ccc; background-color: #fff;"> <div style="position: absolute; top: 10px; left: 10px; width: 0.00000000000000000000000000002px; height: 0.00000000000000000000000000002px; border: 1px solid #ccc; background-color: #fff;"> <div style="position: absolute; top: 10px; left: 10px; width: 0.00000000000000000000000000001px; height: 0.00000000000000000000000000001px; border: 1px solid #ccc; background-color: #fff;"> <div style="position: absolute; top: 10px; left: 10px; width: 0.000000000000000000000000000005px; height: 0.000000000000000000000000000005px; border: 1px solid #ccc; background-color: #fff;"> <div style="position: absolute; top: 10px; left: 10px; width: 0.000000000000000000000000000002px; height: 0.000000000000000000000000000002px; border: 1px solid #ccc; background-color: #fff;"> <div style="position: absolute; top: 10px; left: 10px; width: 0.000000000000000000000000000001px; height: 0.000000000000000000000000000001px; border: 1px solid #ccc; background-color: #fff;"> <div style="position: absolute; top: 10px; left: 10px; width: 0.0000000000000000000000000000005px; height: 0.0000000000000000000000000000005px; border: 1px solid #ccc; background-color: #fff;"> <div style="position: absolute; top: 10px; left: 10px; width: 0.0000000000000000000000000000002px; height: 0.0000000000000000000000000000002px; border: 1px solid #ccc; background-color: #fff;"> <div style="position: absolute; top: 10px; left: 10px; width: 0.0000000000000000000000000000001px; height: 0.0000000000000000000000000000001px; border: 1px solid #ccc; background-color: #fff;"> <div style="position: absolute; top: 10px; left: 10px; width: 0.00000000000000000000000000000005px; height: 0.00000000000000000000000000000005px; border: 1px solid #ccc; background-color: #fff;"> <div style="position: absolute; top: 10px; left: 10px; width: 0.00000000000000000000000000000002px; height: 0.00000000000000000000000000000002px; border: 1px solid #ccc; background-color: #fff;"> <div style="position: absolute; top: 10px; left: 10px; width: 0.00000000000000000000000000000001px; height: 0.00000000000000000000000000000001px; border: 1px solid #ccc; background-color: #fff;"> <div style="position: absolute; top: 10px; left: 10px; width: 0.000000000000000000000000000000005px; height: 0.000000000000000000000000000000005px; border: 1px solid #ccc; background-color: #fff;"> <div style="position: absolute; top: 10px; left: 10px; width: 0.000000000000000000000000000000002px; height: 0.000000000000000000000000000000002px; border: 1px solid #ccc; background-color: #fff;"> <div style="position: absolute; top: 10px; left: 10px; width: 0.000000000000000000000000000000001px; height: 0.000000000000000000000000000000001px; border: 1px solid #ccc; background-color: #fff;"> <div style="position: absolute; top: 10px; left: 10px; width: 0.0000000000000000000000000000000005px; height: 0.0000000000000000000000000000000005px; border: 1px solid #ccc; background-color: #fff;"> <div style="position: absolute; top: 10px; left: 10px; width: 0.0000000000000000000000000000000002px; height: 0.0000000000000000000000000000000002px; border: 1px solid #ccc; background-color: #fff;"> <div style="position: absolute; top: 10px; left: 10px; width: 0.0000000000000000000000000000000001px; height: 0.0000000000000000000000000000000001px; border: 1px solid #ccc; background-color: #fff;"> <div style="position: absolute; top: 10px; left: 10px; width: 0.00000000000000000000000000000000005px; height: 0.00000000000000000000000000000000005px; border: 1px solid #ccc; background-color: #fff;"> <div style="position: absolute; top: 10px; left: 10px; width: 0.00000000000000000000000000000000002px; height: 0.00000000000000000000000000000000002px; border: 1px solid #ccc; background-color: #fff;"> <div style="position: absolute; top: 10px; left: 10px; width: 0.00000000000000000000000000000000001px; height: 0.00000000000000000000000000000000001px; border: 1px solid #ccc; background-color: #fff;"> <div style="position: absolute; top: 10px; left: 10px; width: 0.000000000000000000000000000000000005px; height: 0.000000000000000000000000000000000005px; border: 1px solid #ccc; background-color: #fff;"> <div style="position: absolute; top: 10px; left: 10px; width: 0.000000000000000000000000000000000002px; height: 0.000000000000000000000000000000000002px; border: 1px solid #ccc; background-color: #fff;"> <div style="position: absolute; top: 10px; left: 10px; width: 0.000000000000000000000000000000000001px; height: 0.000000000000000000000000000000000001px; border: 1px solid #ccc; background-color: #fff;"> <div style="position: absolute; top: 10px; left: 10px; width: 0.0000000000000000000000000000000000005px; height: 0.0000000000000000000000000000000000005px; border: 1px solid #ccc; background-color: #fff;"> <div style="position: absolute; top: 10px; left: 10px; width: 0.0000000000000000000000000000000000002px; height: 0.0000000000000000000000000000000000002px; border: 1px solid #ccc; background-color: #fff;"> <div style="position: absolute; top: 10px; left: 10px; width: 0.0000000000000000000000000000000000001px; height: 0.0000000000000000000000000000000000001px; border: 1px solid #ccc; background-color: #fff;"> <div style="position: absolute; top: 10px; left: 10px; width: 0.00000000000000000000000000000000000005px; height: 0.00000000000000000000000000000000000005px; border: 1px solid #ccc; background-color: #fff;"> <div style="position: absolute; top: 10px; left: 10px; width: 0.00000000000000000000000000000000000002px; height: 0.00000000000000000000000000000000000002px; border: 1px solid #ccc; background-color: #fff;"> <div style="position: absolute; top: 10px; left: 10px; width: 0.00000000000000000000000000000000000001px; height: 0.00000000000000000000000000000000000001px; border: 1px solid #ccc; background-color: #fff;"> <div style="position: absolute; top: 10px; left: 10px; width: 0.000000000000000000000000000000000000005px; height: 0.000000000000000000000000000000000000005px; border: 1px solid #ccc; background-color: #fff;"> <div style="position: absolute; top: 10px; left: 10px; width: 0.000000000000000000000000000000000000002px; height: 0.000000000000000000000000000000000000002px; border: 1px solid #ccc; background-color: #fff;"> <div style="position: absolute; top: 10px; left: 10px; width: 0.000000000000000000000000000000000000001px; height: 0.000000000000000000000000000000000000001px; border: 1px solid #ccc; background-color: #fff;"> <div style="position: absolute; top: 10px; left: 10px; width: 0.0000000000000000000000000000000000000005px; height: 0.0000000000000000000000000000000000000005px; border: 1px solid #ccc; background-color: #fff;"> <div style="position: absolute; top: 10px; left: 10px; width: 0.0000000000000000000000000000000000000002px; height: 0.0000000000000000000000000000000000000002px; border: 1px solid #ccc; background-color: #fff;"> <div style="position: absolute; top: 10px; left: 10px; width: 0.0000000000000000000000000000000000000001px; height: 0.0000000000000000000000000000000000000001px; border: 1px solid #ccc; background-color: #fff;"> <div style="position: absolute; top: 10px; left: 10px; width: 0.005px; height: 0.005px; border: 1px solid #ccc; background-color: #fff;"> <div style="position: absolute; top: 10px; left: 10px; width: 0.002px; height: 0.002px; border: 1px solid #ccc; background-color: #fff;"> </div></div></div></div></div></div></div></div></div></div></div></div></div></div></div></div></div></div></div></div></div></div></div></div></div></div></div></div></div></div></div></div></div></div></div></div></div></div></div></div></div></div></div></div></div></div></div></div></div></div></div></div></div></div></div></div></div></div></div></div></div></div></div></div></div></div></div></div></div></div></div></div></div></div></div></div></div></div></div></div></div></div></div></div></div></div></div></div></div></div></div></div></div></div></div></div></div></div></div></div></div></div></div></div></div></div></div></div></div></div></div></div></div></div></div></div></div></div></div></div></div></div></div></div></div></div></div></div></div></div></div>

Spin and Build

ab



Hint: Use a paperclip as your spinner.

Spin a picture.
Cut and paste the letters to build
the matching words.



--	--	--



--	--	--



--	--	--



--	--	--



--	--	--



--	--	--

Write your words on the lines.

_____	_____	_____
-----	-----	-----
_____	_____	_____
-----	-----	-----
_____	_____	_____

jab

cab

drab

tab

fab

lab

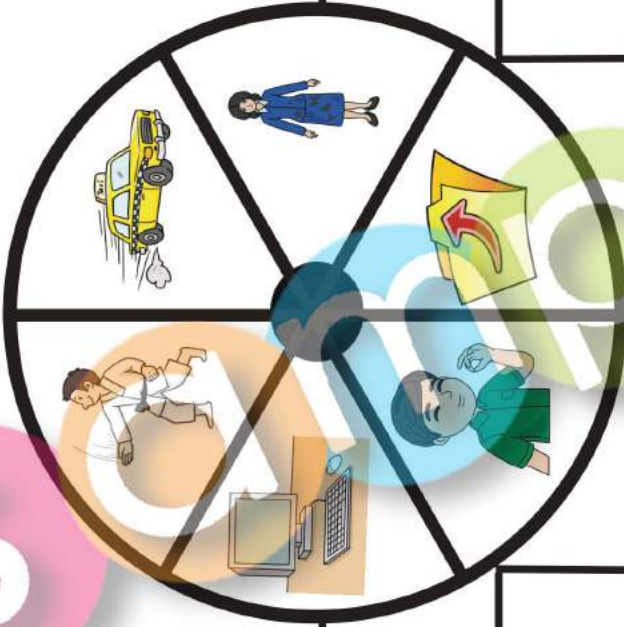

a	a	a	a	a	a	b	b	b
b	b	b	j	dr	l	t	f	c



Spin, Color, and Win!

Each player takes a turn to spin a picture and color the matching word.
 First player to color all words wins the game.

Set One



ab

player 1

player 2

jab	fab	tab
cab	jab	cab
lab	fab	jab
tab	jab	drab
drab	fab	lab

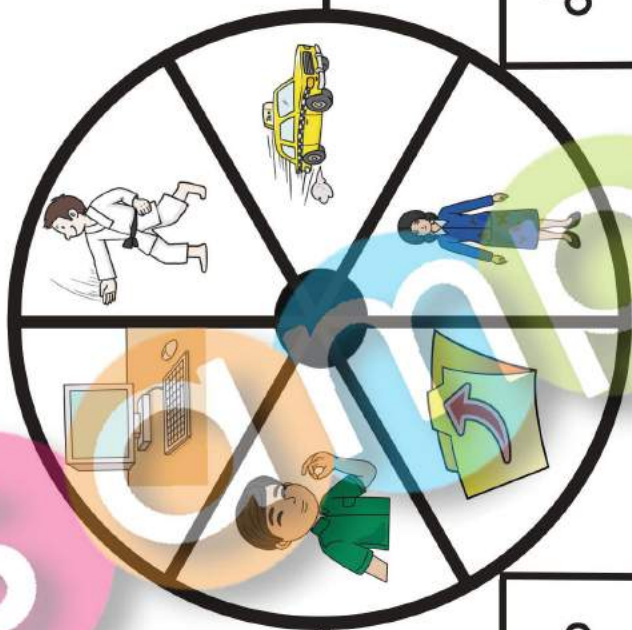
cab	drab	fab	lab
drab	jab	tab	cab
fab	tab	cab	fab
tab	cab	fab	lab
jab	fab	lab	cab

Set Two



adb

Each player takes a turn to spin a picture and color the matching word.
First player to color all words wins the game.



player 1

player 2

drab	lab	grab
slab	grab	lab
tab	tab	slab
slab	slab	lab
drab	lab	grab

drab	lab	grab
lab	tab	slab
slab	lab	grab
drab	slab	tab
tab	grab	lab

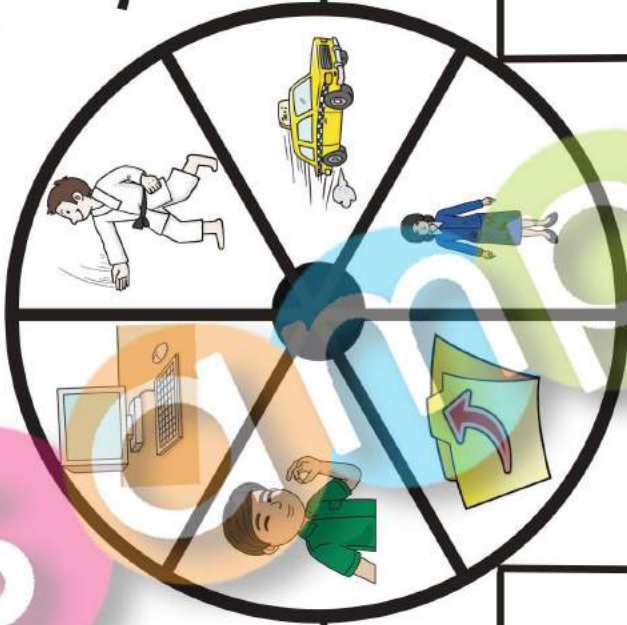
Make Your Own: #1

Spin, Color, and Win!

Each player takes a turn to spin a picture and color the matching word.
First player to color all words wins the game.



player 1




player 2





jab



lab



cab



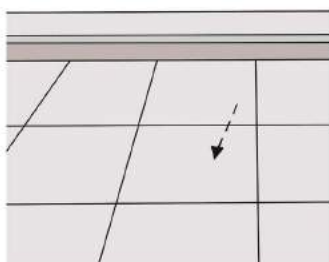
fab

tab



drab

slab



grab



j ab




www.PhonicsGarden.com

c ab



www.PhonicsGarden.com

s ab



www.PhonicsGarden.com

f ab



www.PhonicsGarden.com

t ab



www.PhonicsGarden.com

dr ab



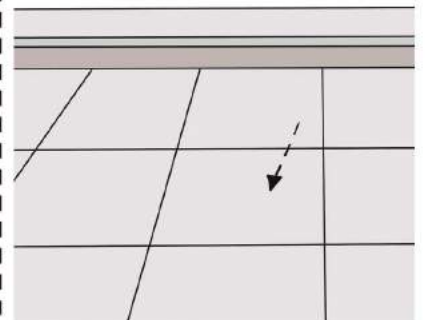
www.PhonicsGarden.com

gr ab



www.PhonicsGarden.com

sl ab



www.PhonicsGarden.com

Draw and write your own word puzzles on this page.



Blank word puzzle grid with a dashed outline and a vertical zigzag cut line. The website address www.PhonicsGarden.com is printed in the bottom right corner.



Word puzzle grid with a dashed outline and a vertical zigzag cut line. The word "Sample" is written across the grid in large, colorful, 3D-style letters: 'S' (pink), 'a' (orange), 'm' (blue), 'p' (green), 'l' (purple), and 'e' (yellow). The website address www.PhonicsGarden.com is printed in the bottom right corner.

Word puzzle grid with a dashed outline and a vertical zigzag cut line. The word "Sample" is written across the grid in large, colorful, 3D-style letters: 'S' (pink), 'a' (orange), 'm' (blue), 'p' (green), 'l' (purple), and 'e' (yellow). The website address www.PhonicsGarden.com is printed in the bottom right corner.

Blank word puzzle grid with a dashed outline and a vertical zigzag cut line. The website address www.PhonicsGarden.com is printed in the bottom right corner.

Draw and write your own word puzzles on this page.



Blank word puzzle grid with a dashed outline and a dashed letter 'N' in the center.

www.PhonicsGarden.com

Blank word puzzle grid with a dashed outline and a dashed letter 'N' in the center. The word "Sample" is written across the grid in colorful, 3D-style letters: S (pink), a (orange), m (blue), p (green), l (purple), e (yellow).

www.PhonicsGarden.com

Blank word puzzle grid with a dashed outline and a dashed letter 'N' in the center. The word "Sample" is written across the grid in colorful, 3D-style letters: S (pink), a (orange), m (blue), p (green), l (purple), e (yellow).

www.PhonicsGarden.com

Blank word puzzle grid with a dashed outline and a dashed letter 'N' in the center.

www.PhonicsGarden.com



Add the missing letters.
Write the words on
the lines below.

word family
Word Spelling



___ ab



___ ab



___ ab



___ ab



___ ab



___ ab



___ ab



___ ab

1. _____

5. _____

2. _____

6. _____

3. _____

7. _____

4. _____

8. _____

Choose one or two words from above and make a great sentence below.

Add the missing letters.

Write the words on
the lines below.



Word Family
Word Spelling



l _ _ _



sl _ _ _




dr _ _ _

gr _ _ _



j _ _ _



1.  _____

5. _____

2. _____

6. _____

3. _____

7. _____

4. _____

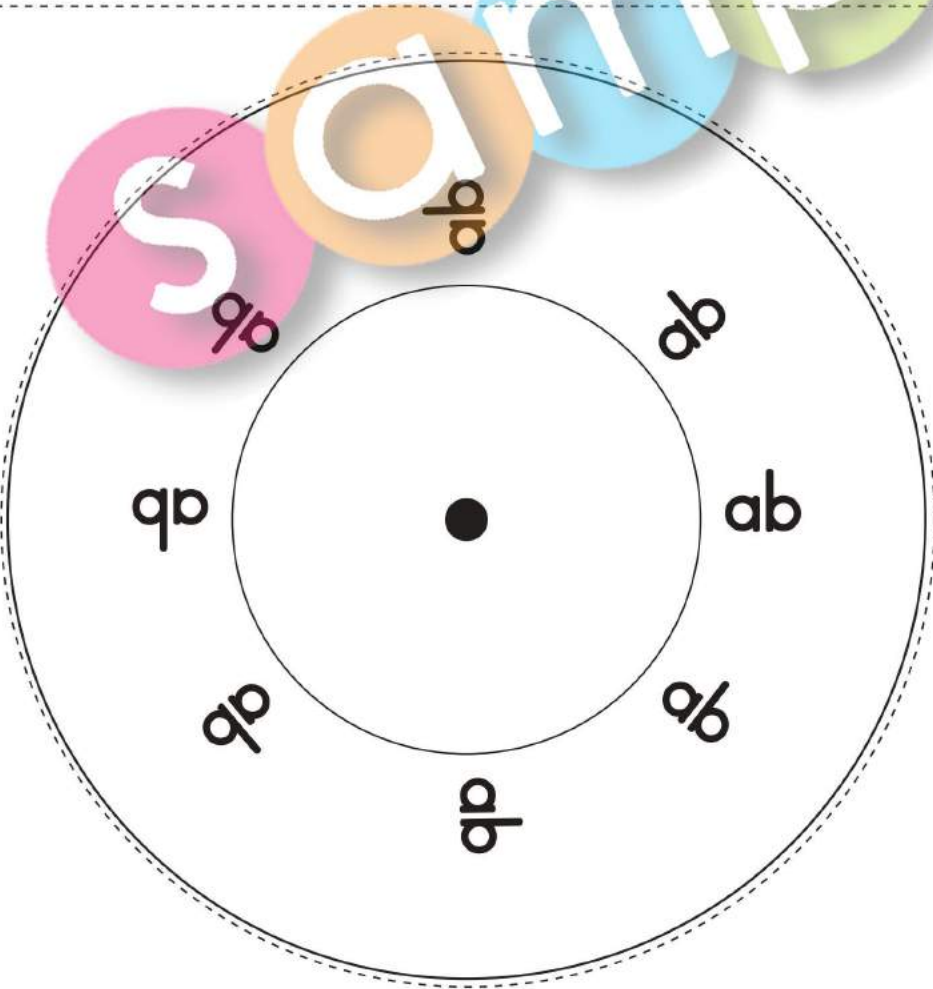
8. _____

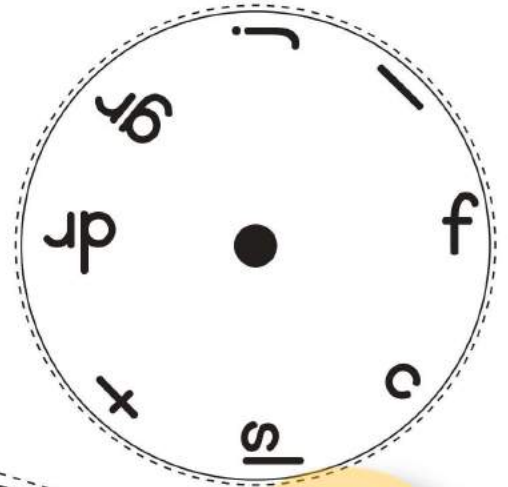
Choose one or two words from above and make a great sentence below.

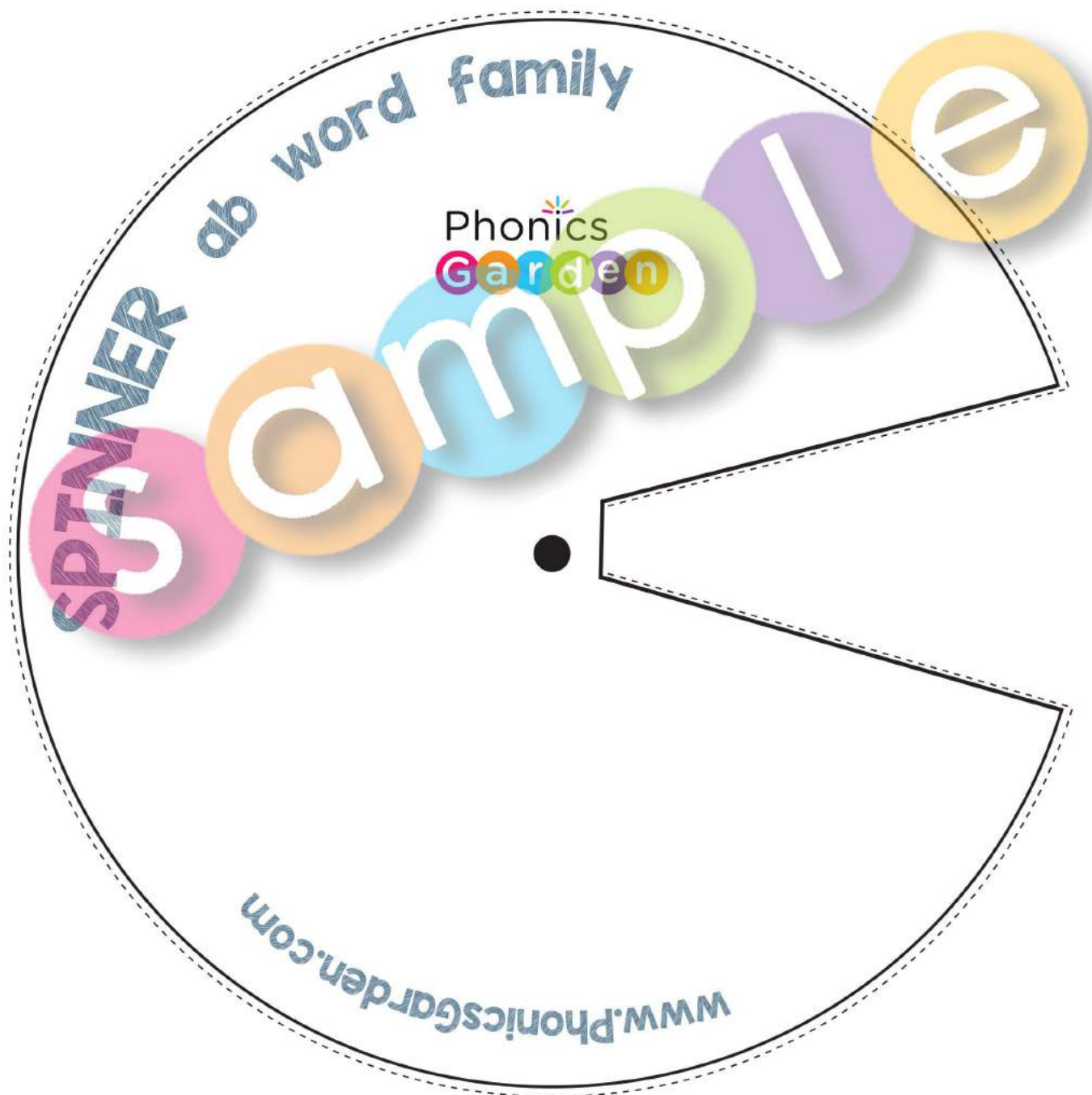
After you have finished assembling your word wheel, practice writing each word as you spin the wheel. Spin, read, and write your new words!

Write each word on your word-wheel 2 times each.

<hr/> <hr/> <hr/> <hr/> <hr/> <hr/> <hr/> <hr/>	<hr/> <hr/> <hr/> <hr/> <hr/> <hr/> <hr/> <hr/>	<hr/> <hr/> <hr/> <hr/> <hr/> <hr/> <hr/> <hr/>	<hr/> <hr/> <hr/> <hr/> <hr/> <hr/> <hr/> <hr/>
<hr/> <hr/> <hr/> <hr/> <hr/> <hr/> <hr/> <hr/>	<hr/> <hr/> <hr/> <hr/> <hr/> <hr/> <hr/> <hr/>	<hr/> <hr/> <hr/> <hr/> <hr/> <hr/> <hr/> <hr/>	<hr/> <hr/> <hr/> <hr/> <hr/> <hr/> <hr/> <hr/>

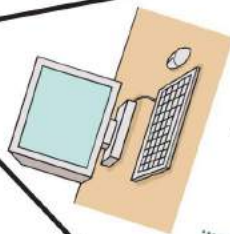










SPINNER ab word family

www.PhonicsGarden.com





~ab Words

Step 1: Print the word wheel on card stock paper for best results.

Step 2: Attach the front to the back with a brass paper fastener, paperclip, or another fastening object.

Step 3: Have your students spin the wheel to make and read the words.

www.PhonicsGarden.com

ab

Word Family Word Wheel



ab •

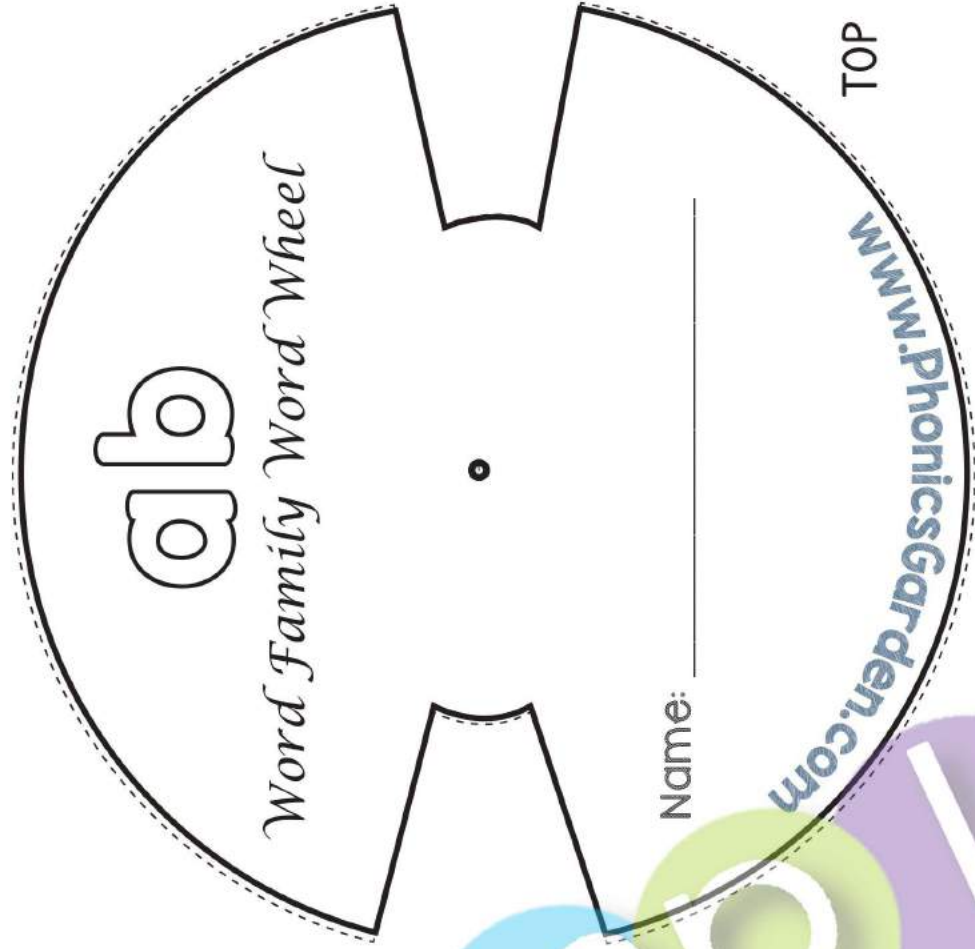


Name: _____



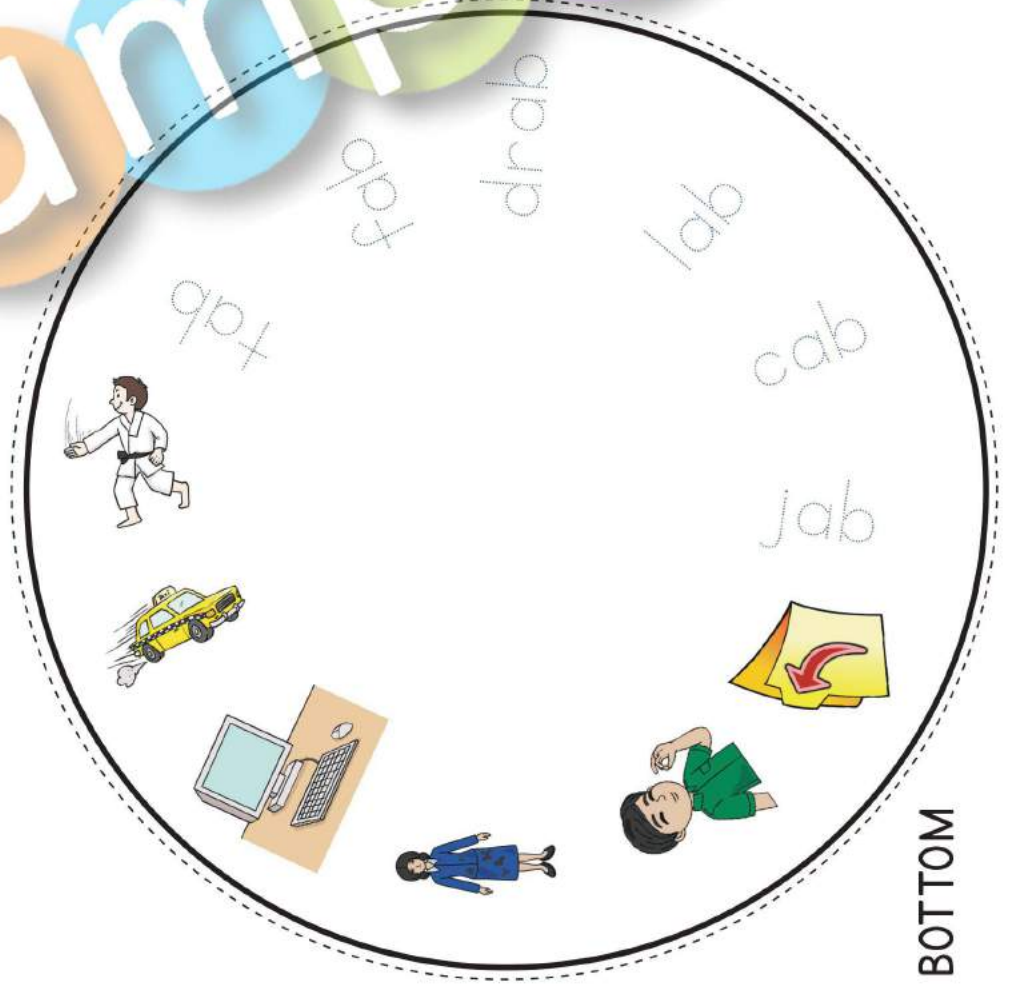
Word Wheel

This Word Wheel will help your students practice reading. Moving the wheel will match the word with the picture clue.



Instructions

1. Copy on to the white card stock
2. Cut out the two shapes on the dotted lines.
3. Place TOP wheel on the TOP of the BOTTOM wheel.
4. Insert split pin in the center.
5. Have students spin and read.



Cut out the words and pictures. Paste them down where they belong matching each word and picture.

ab


ad

jab

cab

bad

dad



tab

lab

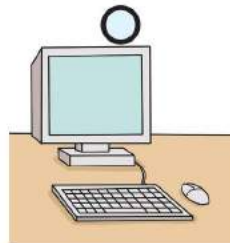

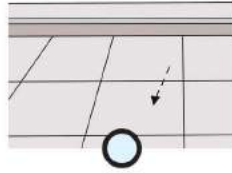
glad

lad



Connect the /ab/ word family words with the **ab**.

Connect the words that are NOT part of the /ab/ word family with the **X**.



Practice writing your /ab/ words.

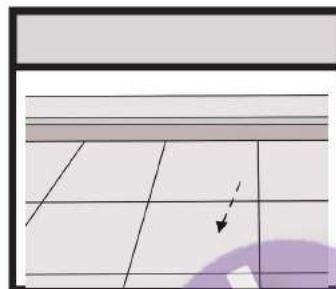
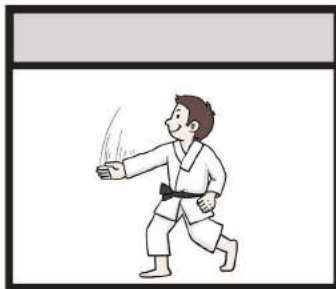


What
is in the



ab house?



set 1



When you are done cutting and pasting your words, finish the sentence below. Add a full-stop period.

In the house, I can see
a _____, and

Write the missing letters below. Cut out the boxes and glue the top flap onto the matching picture. ✂







What
is in the



set 2

ab house?






When you are done cutting and pasting your words, finish the sentence below. Add a full-stop period.

In the house, I can see

a _____, and

Write the missing letters below. Cut out the boxes and glue the top flap onto the matching picture. ✂



Cut out each of the puzzle pieces and glue them where they belong.

jab	glue piece here	cab	glue piece here
-----	-----------------	-----	-----------------

fab	glue piece here	drab	glue piece here
-----	-----------------	------	-----------------

lab	glue piece here	tab	glue piece here
-----	-----------------	-----	-----------------

slab	glue piece here	grab	glue piece here
------	-----------------	------	-----------------

_ab	glue piece here	_ab	glue piece here
-----	-----------------	-----	-----------------

Scissors icon

Illustration of a woman in a blue dress

Illustration of a calendar

Scissors icon

Illustration of a man in a green shirt talking on a phone

Illustration of a hand holding a wooden mallet

Illustration of a folder with a red arrow

Illustration of a computer desk with a monitor, keyboard, and mouse

Illustration of a man in a white karate gi performing a move


Scissors icon

Illustration of a yellow taxi

Color the word box that goes with the picture.


Write the words below.

1




tab	drab
-----	------

2



lab	drab
-----	------

3



lab	grab
-----	------

4




grab	fab
------	-----

5



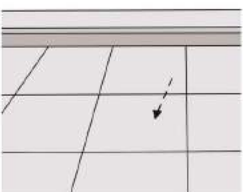
fab	slab
-----	------

6




jab	tab
-----	-----

7



jab	slab
-----	------

8



grab	cab
------	-----

1

2

3

4

5

6

7

8

Write the letters in the correct order to make the word that matches the picture.

1		a c b	c	a	b
2		a b f			
3		gr b a			
4		a b sl			
5		dr b a			
6		b a t			
7		j b a			
8		a l b			

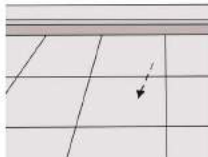







Write the letters in the correct order to make the word that matches the picture.

1		j b a	j	a	b
2		a l b			
3		dr b a			
4		b a t			
5		gr b a			
6		a b sl			
7		a c b			
8		a b f			

UNSCRAMBLE the LETTERS Write the missing letter in the circle.
Write the letters in the correct order to make the word that matches the picture.

1 	<div style="display: flex; justify-content: space-around; align-items: center;"> <div style="border: 1px solid black; border-radius: 50%; width: 60px; height: 60px; display: flex; align-items: center; justify-content: center; font-size: 24px; font-weight: bold;">f</div> <div style="border: 1px solid black; border-radius: 50%; width: 60px; height: 60px; display: flex; align-items: center; justify-content: center; font-size: 24px; font-weight: bold;">b</div> <div style="border: 1px solid black; border-radius: 50%; width: 60px; height: 60px; display: flex; align-items: center; justify-content: center; font-size: 24px; font-weight: bold;">a</div> </div>	<div style="display: flex; justify-content: space-around; align-items: center;"> <div style="border: 1px solid black; width: 60px; height: 60px; display: flex; align-items: center; justify-content: center; font-size: 24px; font-weight: bold;">f</div> <div style="border: 1px solid black; width: 60px; height: 60px; display: flex; align-items: center; justify-content: center; font-size: 24px; font-weight: bold;">a</div> <div style="border: 1px solid black; width: 60px; height: 60px; display: flex; align-items: center; justify-content: center; font-size: 24px; font-weight: bold;">b</div> </div>
2 	<div style="display: flex; justify-content: space-around; align-items: center;"> <div style="border: 1px solid black; border-radius: 50%; width: 60px; height: 60px; display: flex; align-items: center; justify-content: center; font-size: 24px; font-weight: bold;">gr</div> <div style="border: 1px solid black; border-radius: 50%; width: 60px; height: 60px;"></div> <div style="border: 1px solid black; border-radius: 50%; width: 60px; height: 60px; display: flex; align-items: center; justify-content: center; font-size: 24px; font-weight: bold;">a</div> </div>	<div style="display: flex; justify-content: space-around; align-items: center;"> <div style="border: 1px solid black; width: 60px; height: 60px;"></div> <div style="border: 1px solid black; width: 60px; height: 60px;"></div> <div style="border: 1px solid black; width: 60px; height: 60px;"></div> </div>
3 	<div style="display: flex; justify-content: space-around; align-items: center;"> <div style="border: 1px solid black; border-radius: 50%; width: 60px; height: 60px; display: flex; align-items: center; justify-content: center; font-size: 24px; font-weight: bold;">a</div> <div style="border: 1px solid black; border-radius: 50%; width: 60px; height: 60px; display: flex; align-items: center; justify-content: center; font-size: 24px; font-weight: bold;">b</div> <div style="border: 1px solid black; border-radius: 50%; width: 60px; height: 60px;"></div> </div>	<div style="display: flex; justify-content: space-around; align-items: center;"> <div style="border: 1px solid black; width: 60px; height: 60px;"></div> <div style="border: 1px solid black; width: 60px; height: 60px; display: flex; align-items: center; justify-content: center; font-size: 24px; font-weight: bold;">e</div> <div style="border: 1px solid black; width: 60px; height: 60px;"></div> </div>
4 	<div style="display: flex; justify-content: space-around; align-items: center;"> <div style="border: 1px solid black; border-radius: 50%; width: 60px; height: 60px;"></div> <div style="border: 1px solid black; border-radius: 50%; width: 60px; height: 60px; display: flex; align-items: center; justify-content: center; font-size: 24px; font-weight: bold;">c</div> <div style="border: 1px solid black; border-radius: 50%; width: 60px; height: 60px; display: flex; align-items: center; justify-content: center; font-size: 24px; font-weight: bold;">b</div> </div>	<div style="display: flex; justify-content: space-around; align-items: center;"> <div style="border: 1px solid black; width: 60px; height: 60px;"></div> <div style="border: 1px solid black; width: 60px; height: 60px;"></div> <div style="border: 1px solid black; width: 60px; height: 60px;"></div> </div>
5 	<div style="display: flex; justify-content: space-around; align-items: center;"> <div style="border: 1px solid black; border-radius: 50%; width: 60px; height: 60px; display: flex; align-items: center; justify-content: center; font-size: 24px; font-weight: bold;">j</div> <div style="border: 1px solid black; border-radius: 50%; width: 60px; height: 60px;"></div> <div style="border: 1px solid black; border-radius: 50%; width: 60px; height: 60px; display: flex; align-items: center; justify-content: center; font-size: 24px; font-weight: bold;">a</div> </div>	<div style="display: flex; justify-content: space-around; align-items: center;"> <div style="border: 1px solid black; width: 60px; height: 60px;"></div> <div style="border: 1px solid black; width: 60px; height: 60px;"></div> <div style="border: 1px solid black; width: 60px; height: 60px;"></div> </div>
6 	<div style="display: flex; justify-content: space-around; align-items: center;"> <div style="border: 1px solid black; border-radius: 50%; width: 60px; height: 60px; display: flex; align-items: center; justify-content: center; font-size: 24px; font-weight: bold;">a</div> <div style="border: 1px solid black; border-radius: 50%; width: 60px; height: 60px;"></div> <div style="border: 1px solid black; border-radius: 50%; width: 60px; height: 60px; display: flex; align-items: center; justify-content: center; font-size: 24px; font-weight: bold;">b</div> </div>	<div style="display: flex; justify-content: space-around; align-items: center;"> <div style="border: 1px solid black; width: 60px; height: 60px;"></div> <div style="border: 1px solid black; width: 60px; height: 60px;"></div> <div style="border: 1px solid black; width: 60px; height: 60px;"></div> </div>
7 	<div style="display: flex; justify-content: space-around; align-items: center;"> <div style="border: 1px solid black; border-radius: 50%; width: 60px; height: 60px; display: flex; align-items: center; justify-content: center; font-size: 24px; font-weight: bold;">dr</div> <div style="border: 1px solid black; border-radius: 50%; width: 60px; height: 60px; display: flex; align-items: center; justify-content: center; font-size: 24px; font-weight: bold;">b</div> <div style="border: 1px solid black; border-radius: 50%; width: 60px; height: 60px;"></div> </div>	<div style="display: flex; justify-content: space-around; align-items: center;"> <div style="border: 1px solid black; width: 60px; height: 60px;"></div> <div style="border: 1px solid black; width: 60px; height: 60px;"></div> <div style="border: 1px solid black; width: 60px; height: 60px;"></div> </div>
8 	<div style="display: flex; justify-content: space-around; align-items: center;"> <div style="border: 1px solid black; border-radius: 50%; width: 60px; height: 60px; display: flex; align-items: center; justify-content: center; font-size: 24px; font-weight: bold;">b</div> <div style="border: 1px solid black; border-radius: 50%; width: 60px; height: 60px; display: flex; align-items: center; justify-content: center; font-size: 24px; font-weight: bold;">a</div> <div style="border: 1px solid black; border-radius: 50%; width: 60px; height: 60px;"></div> </div>	<div style="display: flex; justify-content: space-around; align-items: center;"> <div style="border: 1px solid black; width: 60px; height: 60px;"></div> <div style="border: 1px solid black; width: 60px; height: 60px;"></div> <div style="border: 1px solid black; width: 60px; height: 60px;"></div> </div>

Read and Write! Write the missing letter in the circle.
Write the letters in the correct order to make the word that matches the picture.

1		<div style="display: flex; justify-content: space-around; align-items: center;"> <div style="border: 1px solid black; border-radius: 50%; width: 60px; height: 60px; display: flex; align-items: center; justify-content: center;"> a </div> <div style="border: 1px solid black; border-radius: 50%; width: 60px; height: 60px; display: flex; align-items: center; justify-content: center;"> b </div> </div> <div style="border-bottom: 1px solid black; margin-bottom: 5px;"></div> <div style="border-bottom: 1px dashed black; margin-bottom: 5px;"></div> <div style="border-bottom: 1px solid black;"></div>
2		<div style="display: flex; justify-content: space-around; align-items: center;"> <div style="border: 1px solid black; border-radius: 50%; width: 60px; height: 60px; display: flex; align-items: center; justify-content: center;"> j </div> <div style="border: 1px solid black; border-radius: 50%; width: 60px; height: 60px; display: flex; align-items: center; justify-content: center;"> b </div> </div> <div style="border-bottom: 1px solid black; margin-bottom: 5px;"></div> <div style="border-bottom: 1px dashed black; margin-bottom: 5px;"></div> <div style="border-bottom: 1px solid black;"></div>
3		<div style="display: flex; justify-content: space-around; align-items: center;"> <div style="border: 1px solid black; border-radius: 50%; width: 60px; height: 60px; display: flex; align-items: center; justify-content: center;"> t </div> <div style="border: 1px solid black; border-radius: 50%; width: 60px; height: 60px; display: flex; align-items: center; justify-content: center;"> b </div> </div> <div style="border-bottom: 1px solid black; margin-bottom: 5px;"></div> <div style="border-bottom: 1px dashed black; margin-bottom: 5px;"></div> <div style="border-bottom: 1px solid black;"></div>
4		<div style="display: flex; justify-content: space-around; align-items: center;"> <div style="border: 1px solid black; border-radius: 50%; width: 60px; height: 60px; display: flex; align-items: center; justify-content: center;"> dr </div> <div style="border: 1px solid black; border-radius: 50%; width: 60px; height: 60px; display: flex; align-items: center; justify-content: center;"> a </div> </div> <div style="border-bottom: 1px solid black; margin-bottom: 5px;"></div> <div style="border-bottom: 1px dashed black; margin-bottom: 5px;"></div> <div style="border-bottom: 1px solid black;"></div>
5		<div style="display: flex; justify-content: space-around; align-items: center;"> <div style="border: 1px solid black; border-radius: 50%; width: 60px; height: 60px; display: flex; align-items: center; justify-content: center;"> a </div> <div style="border: 1px solid black; border-radius: 50%; width: 60px; height: 60px; display: flex; align-items: center; justify-content: center;"> b </div> </div> <div style="border-bottom: 1px solid black; margin-bottom: 5px;"></div> <div style="border-bottom: 1px dashed black; margin-bottom: 5px;"></div> <div style="border-bottom: 1px solid black;"></div>
6		<div style="display: flex; justify-content: space-around; align-items: center;"> <div style="border: 1px solid black; border-radius: 50%; width: 60px; height: 60px; display: flex; align-items: center; justify-content: center;"> f </div> <div style="border: 1px solid black; border-radius: 50%; width: 60px; height: 60px; display: flex; align-items: center; justify-content: center;"> b </div> </div> <div style="border-bottom: 1px solid black; margin-bottom: 5px;"></div> <div style="border-bottom: 1px dashed black; margin-bottom: 5px;"></div> <div style="border-bottom: 1px solid black;"></div>
7		<div style="display: flex; justify-content: space-around; align-items: center;"> <div style="border: 1px solid black; border-radius: 50%; width: 60px; height: 60px; display: flex; align-items: center; justify-content: center;"> l </div> <div style="border: 1px solid black; border-radius: 50%; width: 60px; height: 60px; display: flex; align-items: center; justify-content: center;"> a </div> </div> <div style="border-bottom: 1px solid black; margin-bottom: 5px;"></div> <div style="border-bottom: 1px dashed black; margin-bottom: 5px;"></div> <div style="border-bottom: 1px solid black;"></div>
8		<div style="display: flex; justify-content: space-around; align-items: center;"> <div style="border: 1px solid black; border-radius: 50%; width: 60px; height: 60px; display: flex; align-items: center; justify-content: center;"> a </div> <div style="border: 1px solid black; border-radius: 50%; width: 60px; height: 60px; display: flex; align-items: center; justify-content: center;"> b </div> </div> <div style="border-bottom: 1px solid black; margin-bottom: 5px;"></div> <div style="border-bottom: 1px dashed black; margin-bottom: 5px;"></div> <div style="border-bottom: 1px solid black;"></div>

Say it! Build it! Write! Color the letters that spell the picture's name. Write the word on the line.

jab

cab

lab

drab

fab

tab

slab

grab



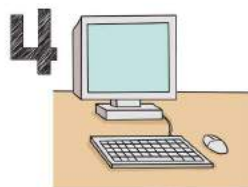
t	j	b	a	e	b	m
---	---	---	---	---	---	---



g	r	v	u	a	n	d	i	b
---	---	---	---	---	---	---	---	---



c	t	s	e	f	a	b
---	---	---	---	---	---	---



j	l	k	a	o	b	r
---	---	---	---	---	---	---



s	p	l	n	a	s	b
---	---	---	---	---	---	---



r	d	r	q	n	a	b	h
---	---	---	---	---	---	---	---



f	l	f	n	a	s	b	r
---	---	---	---	---	---	---	---



h	t	r	k	t	s	n	a	b
---	---	---	---	---	---	---	---	---

Say it! Build it! Write it! Color the letters that spell the picture's name. Write the word on the line.

jab

cab

slab

grab

fab

lab

drab

tab



gr	v	l	fl	i	a	b
----	---	---	----	---	---	---



c	t	s	a	f	ch	b
---	---	---	---	---	----	---



t	j	b	a	e	b	m
---	---	---	---	---	---	---




f	v	n	a	tr	b	r
---	---	---	---	----	---	---



h	pl	k	t	s	a	b
---	----	---	---	---	---	---



j	l	k	a	o	b	r
---	---	---	---	---	---	---



sl	p	l	sh	a	s	b
----	---	---	----	---	---	---



r	dr	q	wh	a	b	h
---	----	---	----	---	---	---

Draw a line to match the letters.

Write the words two times each.



1. j e b
n a g



2. t a b
dr o b



3. n a b
c u p



4. f o b
t a s



5. l a m
h u b



6. sl a k
a a b



7. fr e b
gr a n

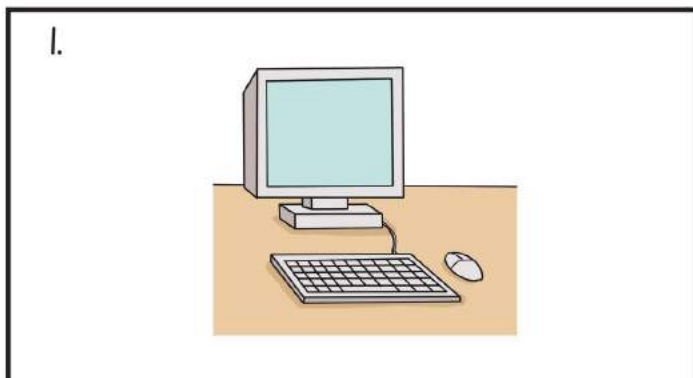


8. d a s
t o b

SEE - SAY - CUT - PASTE - READ

ab set 1

Cut out the letters. Glue them under the pictures to spell the words correctly.




--	--	--



--	--	--



--	--	--



--	--	--

a

a

a

a

b

b

b

b

f

l

t

dr




SEE - SAY - CUT - PASTE - READ

ab set 2


Cut out the letters. Glue them under the pictures to spell the words correctly.

1.



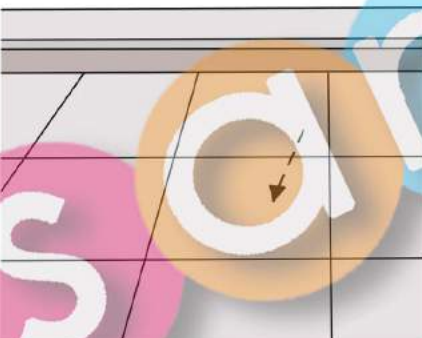
--	--	--

2.




--	--	--

3.



--	--	--

4.



--	--	--

a	a	a	a	b	b
b	b	sl	gr	j	c



Trace

write

color

cab

cab

Trace

write

color

fab

fab

Trace

write

color

lab

lab

Trace

write

color

drab

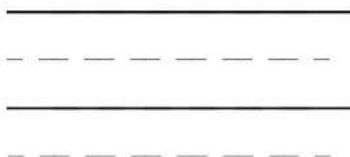
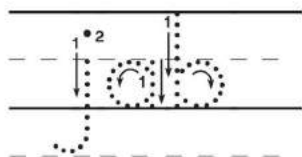
drab

Write a sentence of your own using some words from above.

Trace

write

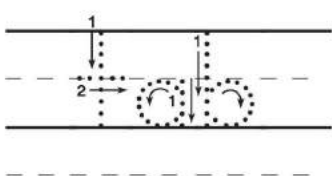
color



Trace

write

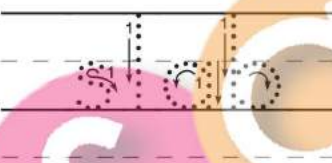
color



Trace

write

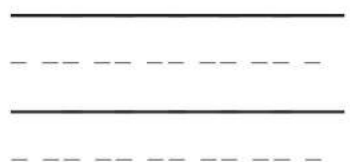
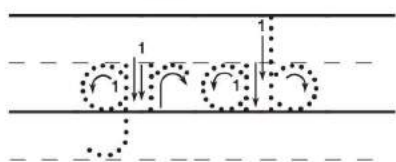
color



Trace

write

color



Write a sentence of your own using some words from above.

SENTENCE BUILDING



She has a drab dress on.



He wants to grab the bag.

Cut out the words and paste them in the boxes above to make a sentence. Then, write your sentence on the line.



drab	She	on	a	has	dress	.
wants	grab	to	He	the	bag	.


SENTENCE BUILDING



The boy received a jab.

Sample

This is a stone slab.



Cut out the words and paste them in the boxes above to make a sentence. Then, write your sentence on the line.



jab	boy	The	a	received .
slab	is	a	This	stone .

SENTENCE BUILDING

The cab is fast.



This was a fab day.

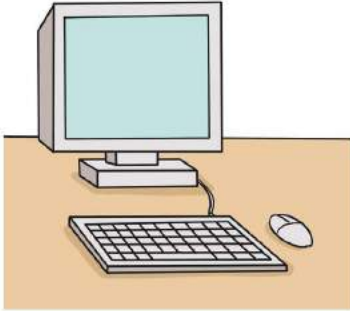


Cut out the words and paste them in the boxes above to make a sentence. Then, write your sentence on the line.



cab	is	The	fast	.	
was	This	day	fab	a	.

SENTENCE BUILDING



This is a computer lab.



The tab is yellow.

Cut out the words and paste them in the boxes above to make a sentence. Then, write your sentence on the line.



lab	This	a	is	computer .
is	tab	yellow	The .	

Let's Read the ab Words

Directions: To assemble your flip-book reader, cut out all the boxes along the dashed-black lines. Attach the smaller boxes on top of each other by stapling them to the shaded gray area indicated. The top box has the word "Name" on it.




Bottom of Book

ab e



j



l



f



c




dr



t



gr





s

d








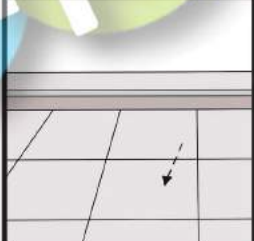
r

e



Directions: Cut out the letters and build the words to match the pictures.

See It! Build It!

		a				a	
			b				
		a					b
	gr	a			sl		b

Directions: Draw and write two of your own /ab/ words in the boxes below.

--	--	--	--	--	--	--	--

a a a a a a b b b b b b j

dr

f

l

c

t

Directions: Read the sentence and match the picture to it.

Match It!

Set 1

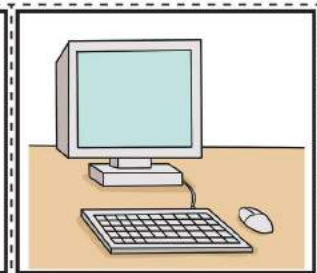

The cab is fast.

This was a fab day.

This is a computer lab.

The tab is yellow.

Directions: Draw and write your own /ab/ word sentence.




Directions: Read the sentence and match the picture to it.

Match It!

Set 2



She has a drab dress on.



He wants to grab the bag.



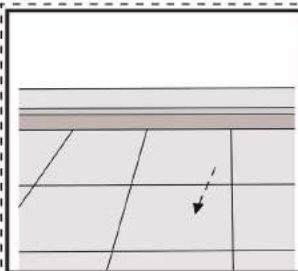
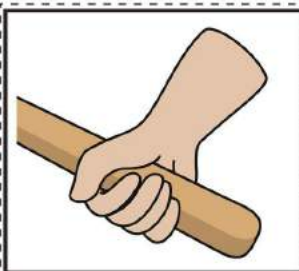

The boy received a jab.



This is a stone slab.



Directions: Draw and write your own /ab/ word sentence.



Directions: Read the sentence and write the missing word in the blank. Use the pictures to help you.

Set 1

FILL IT!

1 He had a _____ day.




2 The boy gives a _____.



3 She wears a _____ dress.



4 The _____ is fast.



5 Directions: Draw and write your own /ab/ word sentence.



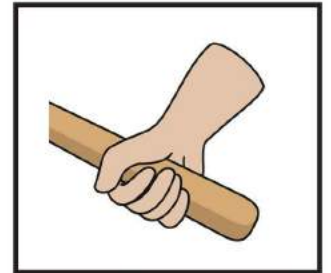
jab cab fab drab

Set 2


Directions: Read the sentence and write the missing word in the blank. Use the pictures to help you.

FILL IT!

1 He _____s the bag.



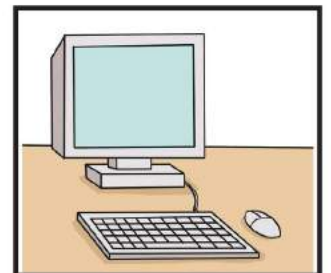
2 This is a _____.



3 The file has a yellow _____.



4 This is a computer _____.



5 Directions: Draw and write your own /ab/ word sentence.



slab grab tab lab

Directions: Trace the words
and draw a matching picture.

ab DRAW IT!

job

fab

cab

tab

drab

slab

stab

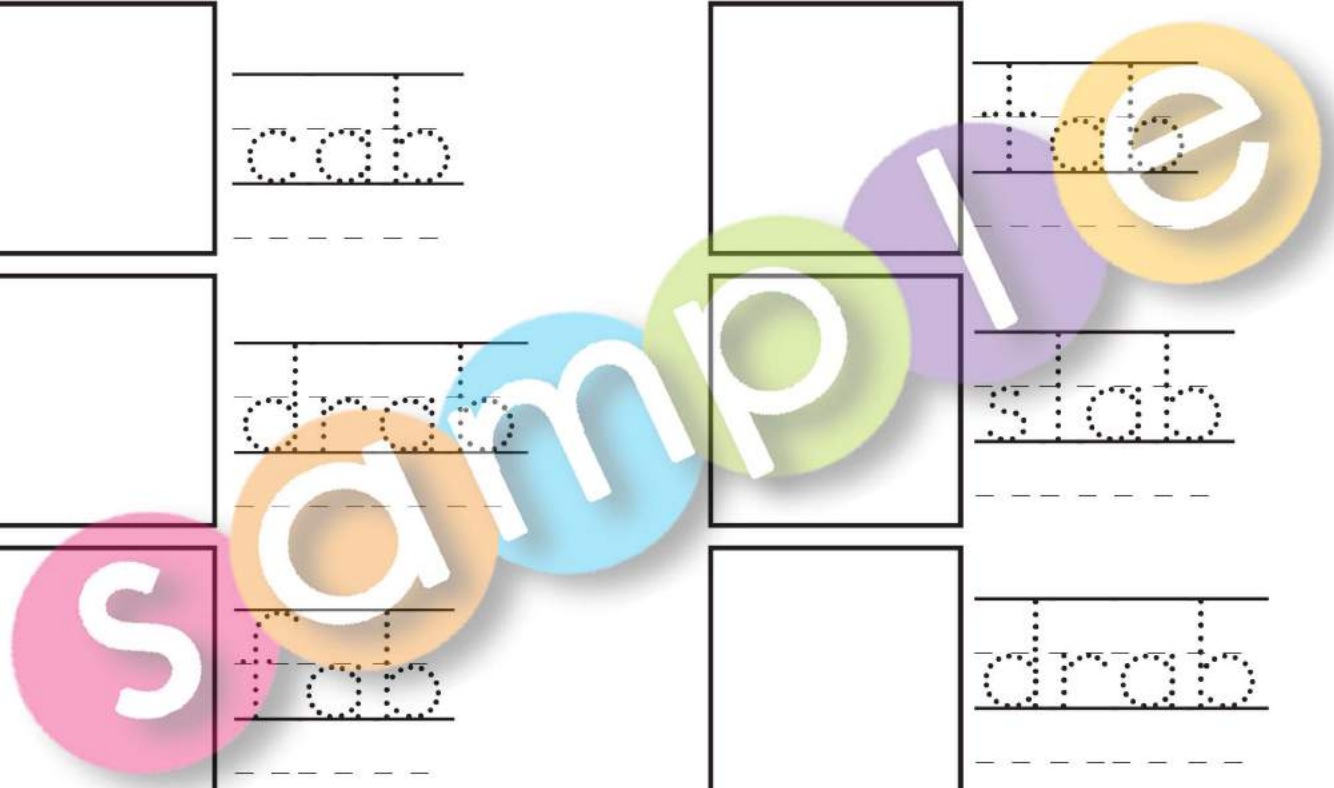
drab

grab

tab


lab

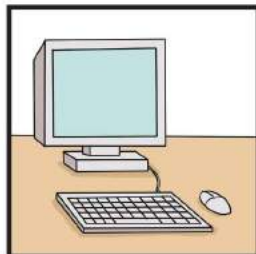
cab



Directions: Look at the pictures and write the word that matches.

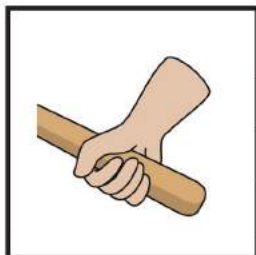
ab WRITE IT!



















Directions: Draw and write your own /ab/ words.










Directions: Circle the words that belong with the /ab/ word family.

CIRCLE IT!

jab



bad

cab

dad

tab

glad

cab

lad

slab

mad

fab

grab

lab

pad

sad

jab

drab

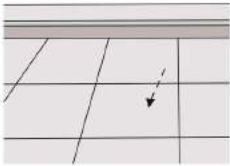
Directions: Draw a line to connect the picture with the word it matches.

CONNECT IT

a



b



c



d



e



f



g



h



1. slab

2. cab

3. jab


4. grab

5. lab

6. drab

7. tab

8. fab



Choose words from today's lesson. Write and draw them below.

<p>1.</p> <p>Word: _____</p> <p>_____</p> <p>_____</p>	<p>2.</p> <p>Word: _____</p> <p>_____</p> <p>_____</p>
<p>3.</p> <p>Word: _____</p> <p>_____</p> <p>_____</p>	<p>4.</p> <p>Word: _____</p> <p>_____</p> <p>_____</p>

Name: _____

Date: _____

Choose words from today's lesson. Write and draw them below.

<p>1.</p> <p>Word: _____</p> <p>_____</p> <p>_____</p>	<p>2.</p> <p>Word: _____</p> <p>_____</p> <p>_____</p>
<p>3.</p> <p>Word: _____</p> <p>_____</p> <p>_____</p>	<p>4.</p> <p>Word: _____</p> <p>_____</p> <p>_____</p>

I Can Read and Match

Trace each word, then match them to the correct picture.

lab

1

a



drab

2

b



tab

3

c



grab

4

d



sab

5

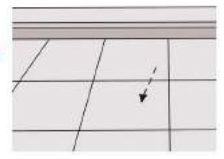
e



jab

6

f



fab

7

g



cab

8

h



Draw and write a story using as many words from the right as you can!

Sample



jab



cab



grab



slab



fab



drab



lab



tab

Draw and write two sentences using some of the words to the right.



jab



cab



grab



slab



fab



drab










lab



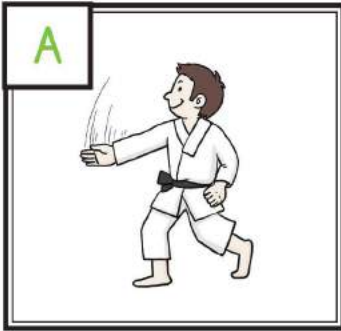
tab

Sample

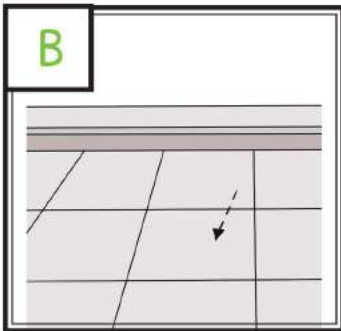
Circle the correct word and write it on the line. Add a full-stop period to each sentence.

1.		jab cab	The _____ is yellow
2.		cab lab	The _____ is new
3.		slab drab	The dress is _____
4.		drab grab	He wants to _____ it
5.		grab tab	The _____ is empty
6.		tab fab	The day was a _____
7.		fab jab	He gave a _____

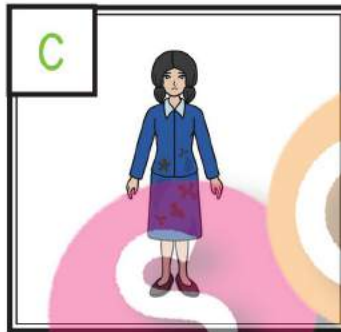
Match the pictures to their sentences by writing the correct letters in the box.



- She has a drab dress on.
- He wants to grab the bag.



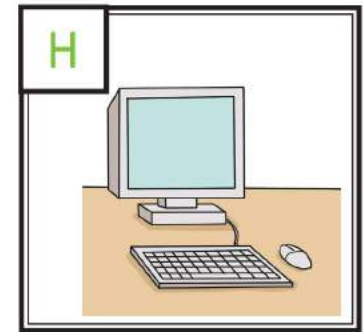

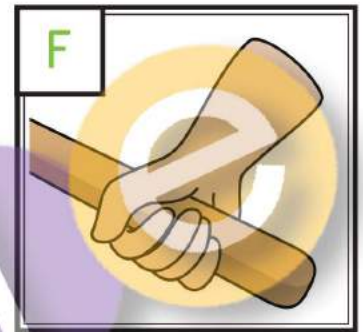

- The boy received a job.
- This is a stone slab.



- The cab is fast.
- This was a fab day.






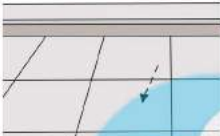









- This is a computer lab.
- The tab is yellow.



Write a great sentence of your own on the lines below.

Use the word box to help you answer each question or statement below.

<p>1. The boy gives a _____.</p>  <p>_____</p>	<p>2. He had a _____ day.</p>  <p>_____</p>	<p>3. This is a computer _____.</p>  <p>_____</p>	<p>4. File has a yellow _____.</p>  <p>_____</p>				
<p>5. The _____ is fast.</p>  <p>_____</p>	<p>6. This is a _____.</p>  <p>_____</p>	<p>7. She wears a _____ dress.</p>  <p>_____</p>	<p>8. He wants to _____ the bag.</p>  <p>_____</p>				
<p>Word Box</p>     				jab	fab	lab	tab
cab	slab	drab	grab				

Use words from above and write a great sentence of your own on the lines below.

Cut and paste the words on the right in alphabet order.

Cut & Paste



grab



jab



cab



lab



fab



tab



drab



	<hr/> <hr style="border-top: 1px dashed black;"/> <hr/>	<hr/> <hr style="border-top: 1px dashed black;"/> <hr/>
	<hr/> <hr style="border-top: 1px dashed black;"/> <hr/>	<hr/> <hr style="border-top: 1px dashed black;"/> <hr/>
	<hr/> <hr style="border-top: 1px dashed black;"/> <hr/>	<hr/> <hr style="border-top: 1px dashed black;"/> <hr/>
	<hr/> <hr style="border-top: 1px dashed black;"/> <hr/>	<hr/> <hr style="border-top: 1px dashed black;"/> <hr/>
	<hr/> <hr style="border-top: 1px dashed black;"/> <hr/>	<hr/> <hr style="border-top: 1px dashed black;"/> <hr/>
	<hr/> <hr style="border-top: 1px dashed black;"/> <hr/>	<hr/> <hr style="border-top: 1px dashed black;"/> <hr/>
	<hr/> <hr style="border-top: 1px dashed black;"/> <hr/>	<hr/> <hr style="border-top: 1px dashed black;"/> <hr/>
	<hr/> <hr style="border-top: 1px dashed black;"/> <hr/>	<hr/> <hr style="border-top: 1px dashed black;"/> <hr/>

Sample

Cut and paste the pictures. Then, write each word 2 times each.

Cut & Paste

cab

cab

_____	_____
-----	-----
_____	_____

jab

jab

_____	_____
-----	-----
_____	_____

tab

tab

_____	_____
-----	-----
_____	_____

lab

lab

_____	_____
-----	-----
_____	_____

slab

slab

_____	_____
-----	-----
_____	_____

fab

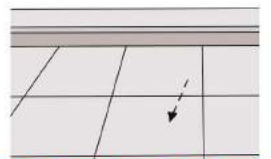
fab

_____	_____
-----	-----
_____	_____

drab

drab

_____	_____
-----	-----
_____	_____



Cut & Paste

Cut and paste the pictures. Then, write each word 2 times each.

cab

cab

jab

jab

tab

tab

lab

lab

grab

grab

fab

fab

drab

drab



Sort the words to make a great sentence on the lines below.

jab.

He



got

strong

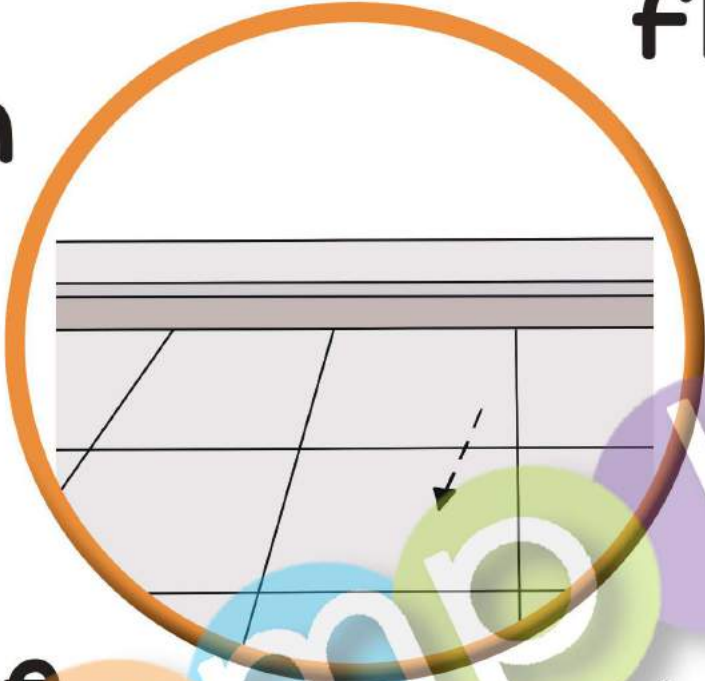


Write a sentence of your own about the picture.

Sort the words to make a great sentence on the lines below.

the floor

on



is

slab

The stone

Write a sentence of your own about the picture.

Sort the words to make a great sentence on the lines below.

The

is



cab

yellow.

Handwriting practice lines consisting of a solid top line, a dashed middle line, and a solid bottom line.

Write a sentence of your own about the picture.


Handwriting practice lines consisting of a solid top line, a dashed middle line, and a solid bottom line.

Sort the words to make a great sentence on the lines below.

wants

the

to



He

grab

bag.

Write a sentence of your own about the picture.

Sort the words to make a great sentence on the lines below.

dress.

She

a



blue

has

drab

www.PhonicsGarden.com

Write a sentence of your own about the picture.

Sort the words to make a great sentence on the lines below.

tab

is



The

e

yellow.

file

Write a sentence of your own about the picture.

Sort the words to make a great sentence on the lines below.

was

day

a



e

The

fab.

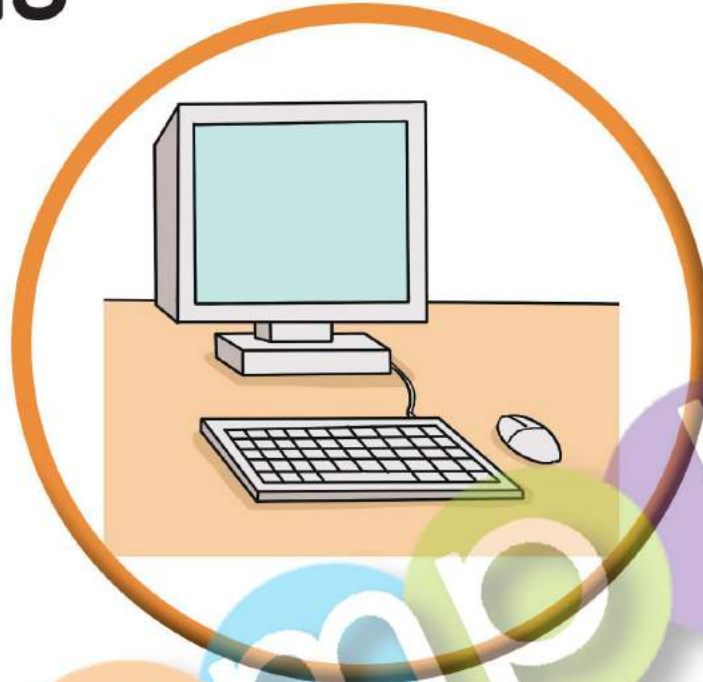
www.PhonicsGarden.com

Write a sentence of your own about the picture.

Sort the words to make a great sentence on the lines below.

This

a



computer

lab.

www.PhonicsGarden.com

Write a sentence of your own about the picture.

I Say, Spell, Cut and Paste


ab
Word Spelling

Say, Trace, Cut & Paste, and Spell each picture word correctly.



--	--

www.PhonicsGarden.com



--	--



--	--



--	--

Trace on the inside of the letters. Then cut them out and glue them down to spell the pictures above.

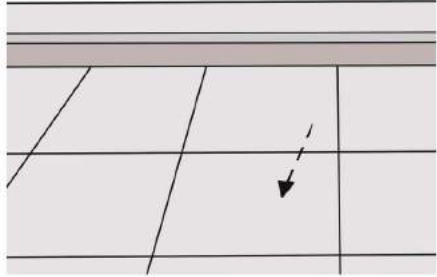
t	dr	ab	ab
l	f	ab	ab



I Say, Spell, Cut and Paste

ab
Word Spelling

Say, Trace, Cut & Paste, and Spell each picture word correctly.



--	--

www.PhonicsGarden.com



--	--



--	--




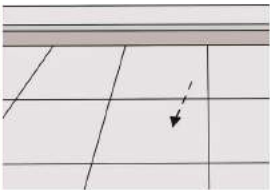






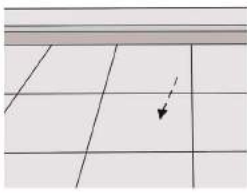
--	--

Trace on the inside of the letters. Then cut them out and glue them down to spell the pictures above.

gr	j	ab	ab
sl	c	ab	ab



Look at each picture. Circle the correct word..

<p>1</p>  <p>jab tab grab</p>	<p>2</p>  <p>slab grab drab</p>	<p>3</p>  <p>drab cab lab</p>
<p>4</p>  <p>lab grab cab</p>	<p>5</p>  <p>jab drab slab</p>	<p>6</p>  <p>fab jab lab</p>
<p>7</p>  <p>fab drab slab</p>	<p>8</p>  <p>tab drab lab</p>	<p>9</p>  <p>grab slab lab</p>
<p>has slab. The a floor stone</p>		

Sort the words above to make a great sentence below.

See, Say, and Spell - Word Family - ab

Write in the missing letters for the word family words below. How many word family /ab/ words did you find?

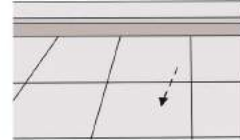
Write the correct letter blend to complete the words below.



___ ab



___ ad



___ ab



___ ab



___ ad



___ ab



___ ad



___ ab



___ ad



___ ab



___ ad



___ ad



___ ab



___ ad



___ ab

See, Say, and Spell - Word Family - ab

Write the missing letters to complete the words below.

jab lab fab tab grab cab slab drab



l _____



b _____



f _____



t _____



gl _____



dr _____



l _____



gr _____



m _____



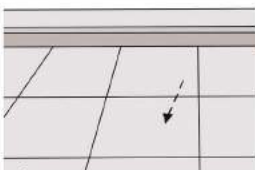
c _____



p _____



s _____



sl _____





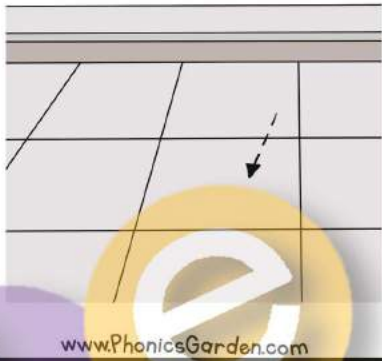






d _____



j _____








MEMORY GAME



 <p>www.PhonicsGarden.com</p>	 <p>www.PhonicsGarden.com</p>	 <p>www.PhonicsGarden.com</p>
 <p>www.PhonicsGarden.com</p>	 <p>www.PhonicsGarden.com</p>	 <p>www.PhonicsGarden.com</p>
 <p>www.PhonicsGarden.com</p>	 <p>www.PhonicsGarden.com</p>	 <p>www.PhonicsGarden.com</p>

MEMORY GAME



 <p>www.PhonicsGarden.com</p>	 <p>www.PhonicsGarden.com</p>	 <p>www.PhonicsGarden.com</p>
 <p>www.PhonicsGarden.com</p>	 <p>www.PhonicsGarden.com</p>	 <p>www.PhonicsGarden.com</p>
 <p>www.PhonicsGarden.com</p>	<p>www.PhonicsGarden.com</p>	<p>www.PhonicsGarden.com</p>

MEMORY GAME



jab

www.PhonicsGarden.com

jab

www.PhonicsGarden.com

slab

www.PhonicsGarden.com

slab

www.PhonicsGarden.com

cab

www.PhonicsGarden.com

cab

www.PhonicsGarden.com

grab

www.PhonicsGarden.com

grab

www.PhonicsGarden.com

drab

www.PhonicsGarden.com

MEMORY GAME



drab

www.PhonicsGarden.com

tab

www.PhonicsGarden.com

tab

www.PhonicsGarden.com

fab

www.PhonicsGarden.com

fab

www.PhonicsGarden.com

lab

www.PhonicsGarden.com

lab



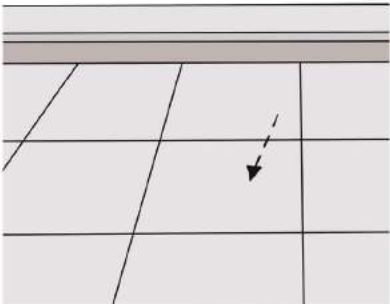
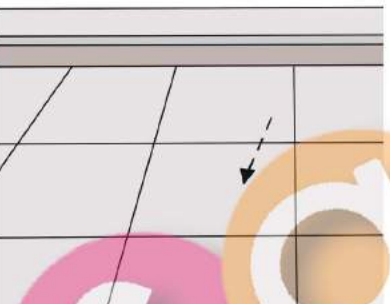





www.PhonicsGarden.com

www.PhonicsGarden.com

www.PhonicsGarden.com








FLASH CARDS



 <p>jab</p> <p>www.PhonicsGarden.com</p>	 <p>jab</p> <p>www.PhonicsGarden.com</p>	 <p>slab</p> <p>www.PhonicsGarden.com</p>
 <p>slab</p> <p>www.PhonicsGarden.com</p>	 <p>cab</p> <p>www.PhonicsGarden.com</p>	 <p>cab</p> <p>www.PhonicsGarden.com</p>
 <p>grab</p> <p>www.PhonicsGarden.com</p>	 <p>grab</p> <p>www.PhonicsGarden.com</p>	 <p>drab</p> <p>www.PhonicsGarden.com</p>

FLASH CARDS



 <p>drab</p> <p>www.PhonicsGarden.com</p>	 <p>tab</p> <p>www.PhonicsGarden.com</p>	 <p>tab</p> <p>www.PhonicsGarden.com</p>
 <p>fab</p> <p>www.PhonicsGarden.com</p>	 <p>fab</p> <p>www.PhonicsGarden.com</p>	 <p>lab</p> <p>www.PhonicsGarden.com</p>
 <p>lab</p> <p>www.PhonicsGarden.com</p>	<p>www.PhonicsGarden.com</p>	<p>www.PhonicsGarden.com</p>