

Brainstorm parts of your body. Write your ideas below.

# Word Storm


## My Body



Trace - Read - Draw!

1       leg	2       arm	3       head
4       eye	5       nose	6       mouth
7       ears	8       chin	9       chest
10       foot	11       finger	12       toes


eye



# My Body

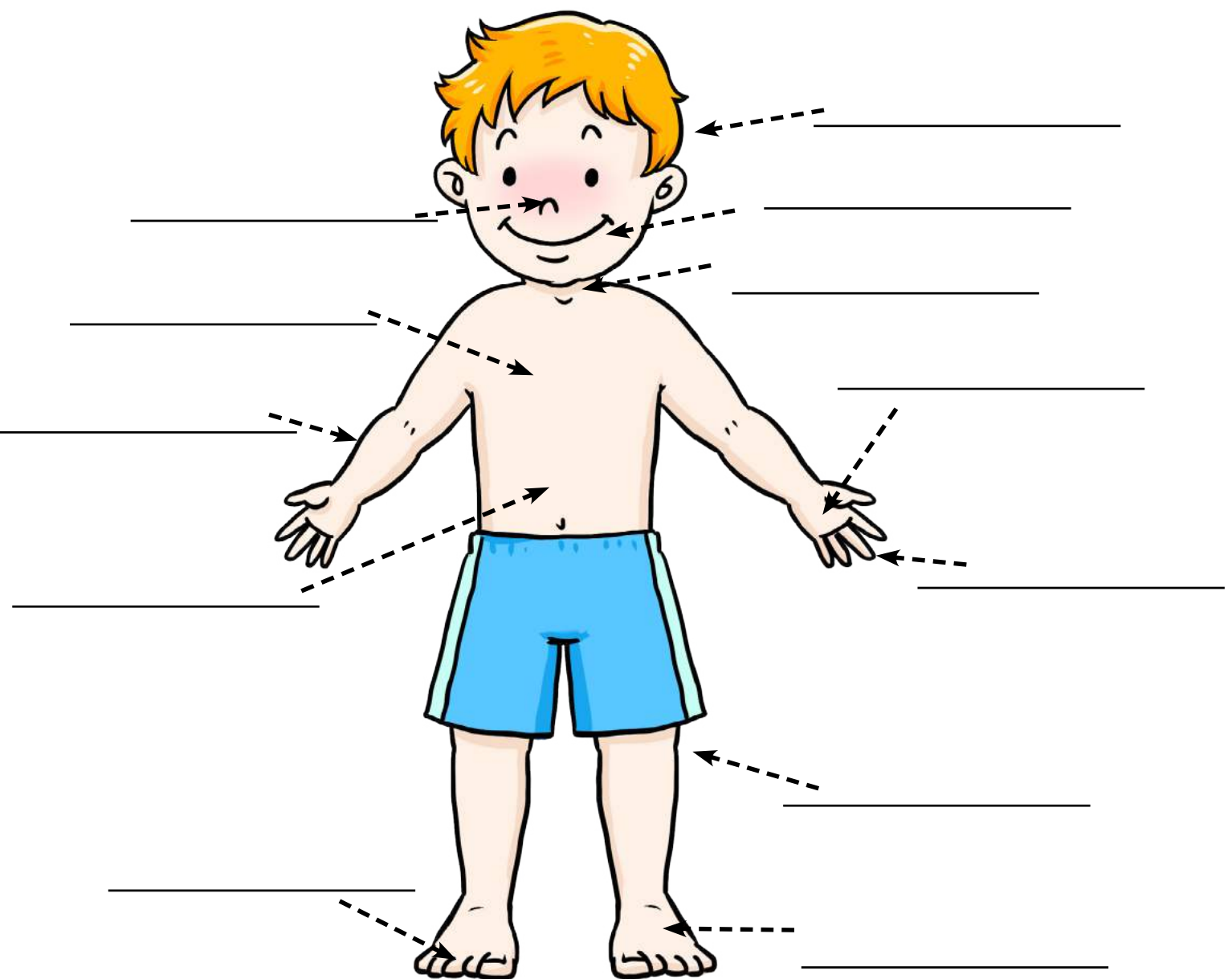
Label the different parts of our body using the words in the box.


cheek chin ear eye eyebrow  
hair mouth nose teeth tongue



Label the different parts of our body using the words in the box.

head	mouth	chest	fingers	arm	foot
nose	neck	tummy	leg	hand	toes



[illegible]

Look at the pictures and the letters. What letters are missing?  
Write in the missing letters in the circles provided.  
Then write the word two more times on the line.

1 n  ck



\_\_\_\_\_  
\_\_\_\_\_  
\_\_\_\_\_

2 a  m



\_\_\_\_\_  
\_\_\_\_\_  
\_\_\_\_\_

3 b  ck



\_\_\_\_\_  
\_\_\_\_\_  
\_\_\_\_\_

4 h  nd



\_\_\_\_\_  
\_\_\_\_\_  
\_\_\_\_\_

5 b  y



\_\_\_\_\_  
\_\_\_\_\_  
\_\_\_\_\_

6 ch  n



\_\_\_\_\_  
\_\_\_\_\_  
\_\_\_\_\_

7 h  p



\_\_\_\_\_  
\_\_\_\_\_  
\_\_\_\_\_

8 l  g



\_\_\_\_\_  
\_\_\_\_\_  
\_\_\_\_\_

Look at the pictures and the letters. What letters are missing?

Write in the missing letters in the circles provided.

Then write the word two more times on the line.

1  a ce



\_\_\_\_\_

\_\_\_\_\_

\_\_\_\_\_

2  ea d



\_\_\_\_\_

\_\_\_\_\_

\_\_\_\_\_

3  i ps



\_\_\_\_\_

\_\_\_\_\_

\_\_\_\_\_

o dy



\_\_\_\_\_

\_\_\_\_\_

\_\_\_\_\_

ai l



\_\_\_\_\_

\_\_\_\_\_

\_\_\_\_\_

6  ee t



\_\_\_\_\_

\_\_\_\_\_

\_\_\_\_\_

7  o se



\_\_\_\_\_

\_\_\_\_\_

\_\_\_\_\_

8  an ds



\_\_\_\_\_

\_\_\_\_\_

\_\_\_\_\_



Look at the pictures and the letters. What letters are missing?

Write in the missing letters in the circles provided.

Then write the word two more times on the line.

1 e a



\_\_\_\_\_

\_\_\_\_\_

\_\_\_\_\_

2 ch i



\_\_\_\_\_

\_\_\_\_\_

\_\_\_\_\_

3 a r



\_\_\_\_\_

\_\_\_\_\_

\_\_\_\_\_

4 l e



\_\_\_\_\_

\_\_\_\_\_

\_\_\_\_\_

h i



\_\_\_\_\_

\_\_\_\_\_

\_\_\_\_\_

6 sw a



\_\_\_\_\_

\_\_\_\_\_

\_\_\_\_\_

7 m a



\_\_\_\_\_

\_\_\_\_\_

\_\_\_\_\_

8 ch ee



\_\_\_\_\_

\_\_\_\_\_

\_\_\_\_\_

Look at the pictures and letters below. Circle the word within the line of letters.

brain  
tummy  
nail  
eyebrow

toe  
finger  
arm  
ear

hands  
chest  
yoga  
hair

eye  
tongue  
dance  
boy

back  
wrist  
head  
heart

1



ahairxshdinadsx

2



sdsbrainrelamdb

3



jahgtummymkajbd

4



dhjdgadarmekj

5



advhfingerajhvdn

6



jahdtoetavdjavdj

7



jahdjhvdpcchestst

8




jahdvjhavyogadsl

9



ajhdvneearcdfpe

10



ajhdvhandswman

11



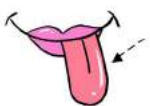
jhasdoaeyebrowl

12



ksdhgocnailusahv

13



ahdjgad tongueey

14



jhaddeyekajhdvjh

15



adhvhvaddanceja

16



hadvcabackelajhd

17



ahdgadheartttadv

18



wsdhwristaj

19



gcheadtlej







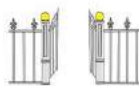






















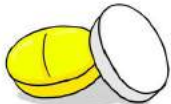

20



akjdhahjgdlockah



Beginning Sound

Circle the pictures in each row that have the same beginning sound as the letter in the box.

1 h			3	
2 n				
3 t				
4 f				
5 w				
6 i				
7 r				
8 p				

Ending Sounds

Circle the pictures in each row that have the same ending sound as the letter in the box.

1 l				
2 r				
3 ck				
4 a				
5 y				
6 k				
7 th				
8 p				

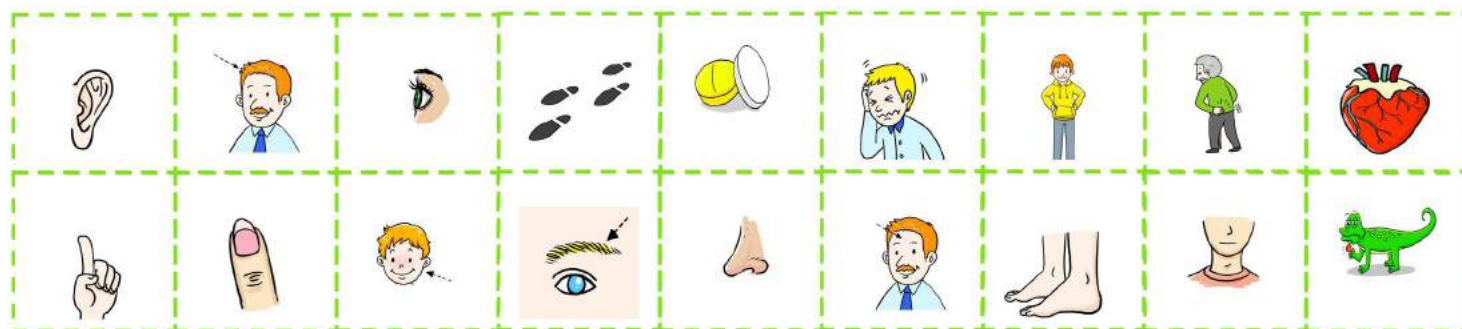


Name: \_\_\_\_\_

Date: \_\_\_\_\_

Cut out the pictures below and match them to their beginning sound.

1 h	
2 e	
3 a	
4 f	
5 b	
6 n	



Name: \_\_\_\_\_

Date: \_\_\_\_\_

Make your own worksheet below by drawing pictures  
and writing words to match each picture.  
Have your friends draw lines to match your words to your pictures.
























Draw a line to match the correct letter patterns to create the word that matches the picture.  
Then write the word on the line provided.

<div> <div>f o o k</div> <div>k e t</div> </div>  <div>foot</div>	<div> <div>l a g</div> <div>n e l</div> </div>  <div></div>
<div> <div>e a r</div> <div>w y t</div> </div>  <div></div>	<div> <div>y o g</div> <div>s a a</div> </div>  <div></div>
<div> <div>e a ck</div> <div>k y e</div> </div>  <div></div>	<div> <div>m h a</div> <div>w a n</div> </div>  <div></div>
<div> <div>h a b</div> <div>t i p</div> </div>  <div></div>	<div> <div>t g t h</div> <div>t ee a</div> </div>  <div></div>
<div> <div>b o d</div> <div>r i y</div> </div>  <div></div>	<div> <div>n o a</div> <div>g s e</div> </div>  <div></div>
<div> <div>a f t</div> <div>n r m</div> </div>  <div></div>	<div> <div>f l g er</div> <div>i n a</div> </div>  <div></div>

Look at the picture and write the missing letters to spell the correct vocabulary word.

1



a n

2



ba k

3



no e

4



b dy

5



c eeks

6



c in

7



han s

8



e r

9




e e

Draw lines to match the word to its picture.



throat

feet



forehead

wrist



eyebrow

face





Look at the picture and circle the word that spells the correct vocabulary word.



chin  
nich  
inch



totho  
tooth  
thoot



ootf  
ftoo  
foot



head  
haed  
deah



ailn  
ilna  
nail



rthea  
treah  
heart



ncek  
neck  
enck



hip  
iph  
pih



hari  
irha  
hair



gel  
elg  
leg



ngerfi  
finger  
gernif



waist  
waits  
aistw

Look at the pictures. Match the number of the picture to the word.  
Write the pictures number in the box beside the word.

toothache	2
ache	
runny nose	
footprints	
fingerprint	
backache	
body	
pill	
fever	
brushing teeth	
ill	
headache	

1



2



3



4



5



6



7




8



9



10



11



12



I bumped my head, I have a \_\_\_\_\_.


I brush my \_\_\_\_\_ every morning.

I have a runny \_\_\_\_\_.


I have a tooth\_\_\_\_\_.

Fill in the crossword puzzle using the picture clues below to help you.

Write words across, from left to right →. Write words down, from top to bottom ↓.



## Down



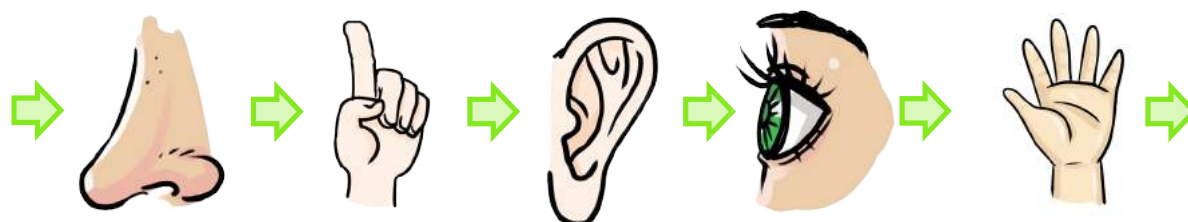
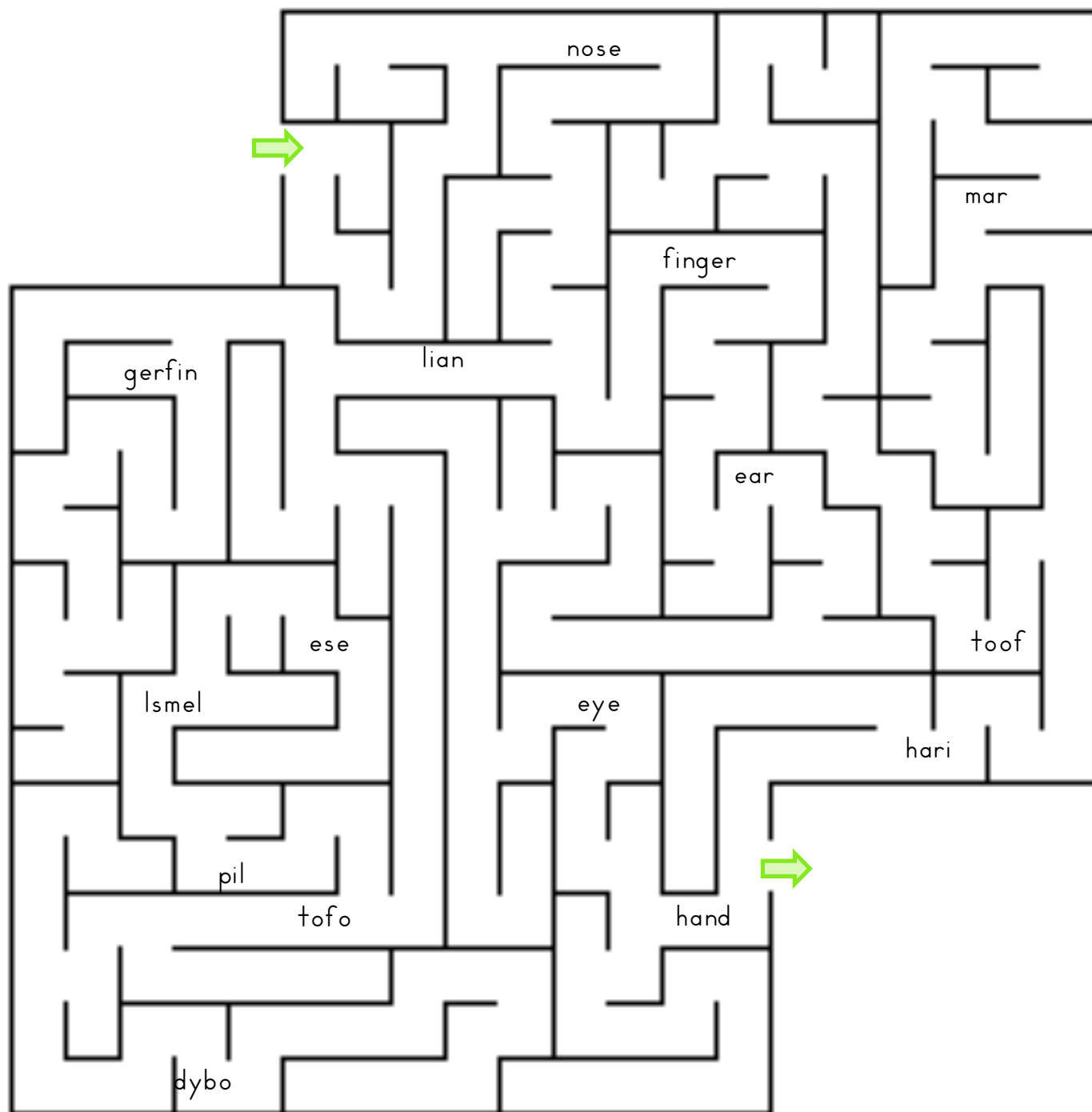
eye  
hands  
ear  
backache  
heart  
finger

## Across



yoga  
chine  
throat  
head  
nose  
forehead

Complete the maze. Follow the vocabulary words that are spelled correctly.



Match the words from the box to the shapes below, then find out the mystery word and write it.

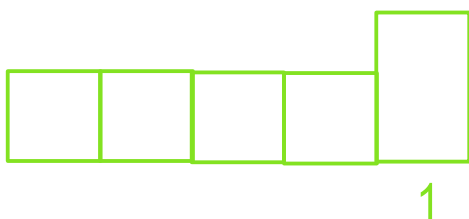
hip  
nail  
tooth

nose  
hair  
finger

jaw  
body  
arm

wrist  
throat  
foot

1

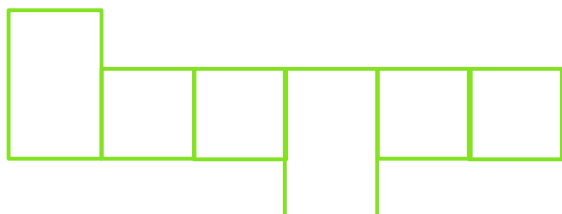


1


7



2




8



5


3



9



4




2

10

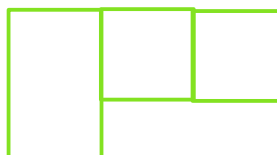


3

5



11



Mystery Word

6



4

1 2 3 4 5

Name: \_\_\_\_\_

Date: \_\_\_\_\_

Look at the sentence and exchange the picture for a word.

hips

teeth

fingers

cheeks

hair

1. I can move my \_\_\_\_\_.



2. I have very long \_\_\_\_\_.



3. My \_\_\_\_\_ are red.



4. My \_\_\_\_\_ are white.



5. I have 10 \_\_\_\_\_.



Use vocabulary words from the box to complete the sentences below.

Ears

Nose

Heart

Hands

Eyes

Fingers

Throat

Legs

1. A spider has eight \_\_\_\_\_.

2. My \_\_\_\_\_ can smell.

3. I have ten \_\_\_\_\_.

4. My \_\_\_\_\_ can hear.

5. I can clap my \_\_\_\_\_.

6. I can feel my \_\_\_\_\_ beat.

7. My \_\_\_\_\_ can see.

8. I have a sore \_\_\_\_\_.

9. Write a sentence of your own using one of the vocabulary words from above.

\_\_\_\_\_

\_\_\_\_\_

\_\_\_\_\_

\_\_\_\_\_

Look at the picture and write the missing letters to spell the correct vocabulary word.

b  
ne  
fa  
ha  
tee  
tum  
fin  
ch

ce  
oy  
th  
ck  
ger  
nd  
eek  
my



\_\_\_\_\_



boy



\_\_\_\_\_



\_\_\_\_\_



\_\_\_\_\_



\_\_\_\_\_



\_\_\_\_\_



\_\_\_\_\_

Use words from above to write interesting sentences below.

\_\_\_\_\_

\_\_\_\_\_

\_\_\_\_\_

\_\_\_\_\_

\_\_\_\_\_

\_\_\_\_\_

\_\_\_\_\_

\_\_\_\_\_



Look at the pictures and words. Which words are spelled correctly?

Circle the word that is spelled correctly.

Then write it on the line.



back

rack

\_\_\_\_\_

\_\_\_\_\_

\_\_\_\_\_

chest

cheat

\_\_\_\_\_

\_\_\_\_\_

\_\_\_\_\_



tong

tongue

\_\_\_\_\_

\_\_\_\_\_

\_\_\_\_\_

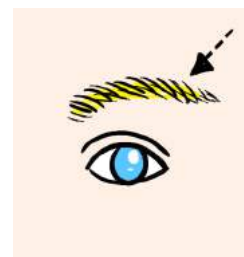
eyebrow

eyelash

\_\_\_\_\_

\_\_\_\_\_

\_\_\_\_\_



cheek

chin

\_\_\_\_\_

\_\_\_\_\_

\_\_\_\_\_

ram

arm

\_\_\_\_\_

\_\_\_\_\_

\_\_\_\_\_



nail

nine

\_\_\_\_\_

\_\_\_\_\_

\_\_\_\_\_

shape

cheek

\_\_\_\_\_

\_\_\_\_\_

\_\_\_\_\_



hair

hare

\_\_\_\_\_

\_\_\_\_\_

\_\_\_\_\_

toes

too

\_\_\_\_\_

\_\_\_\_\_

\_\_\_\_\_



pout

mouth

\_\_\_\_\_

\_\_\_\_\_

\_\_\_\_\_

body

daddy

\_\_\_\_\_

\_\_\_\_\_

\_\_\_\_\_



Name: \_\_\_\_\_

Date: \_\_\_\_\_

Unscramble the words below. Circle the words in the box that you unscramble below.

tongue

hair

nose

seal

ear

knee

finger

spider

elbow

foot

snow

1

--	--	--

rea

2

--	--	--	--

neke

3

--	--	--	--	--	--

nrgeif

4

--	--	--	--	--	--

oeugtñ

5

--	--	--	--

irah

6

--	--	--	--

toof

7

--	--	--	--

snoe

8


--	--	--	--	--

bwoel

Draw a line to match the correct letter patterns to create the word that matches the picture.  
Then write the word on the line provided.

1

br a t  
gr e in




\_\_\_\_\_

brain

2


he o rt  
k a lt



\_\_\_\_\_

3


y e d  
he a ld



\_\_\_\_\_

4


w r e t  
j a is



\_\_\_\_\_

5


f ee m  
fl ai t



\_\_\_\_\_

6


m os er  
n l e



\_\_\_\_\_

7


e i n  
v a r



\_\_\_\_\_

8


b u g er  
f in ng



\_\_\_\_\_

9


s an ds  
h a d



\_\_\_\_\_

10


t o i ue  
w oi ng



\_\_\_\_\_

11


e u e  
a y n



\_\_\_\_\_

12

ey a ch w  
y eb ro



\_\_\_\_\_

Look at the scrambled words. Unscramble the letters to write the words correctly. Then match the word to its picture.

1. gaoy

yoga

2. irah

\_\_\_\_\_

3. othto

\_\_\_\_\_

4. mumyt

\_\_\_\_\_

5. ofot

\_\_\_\_\_

6. ehecks

\_\_\_\_\_

7. cenk

\_\_\_\_\_

8. plis

\_\_\_\_\_

9. hnic

\_\_\_\_\_

10. cabk

\_\_\_\_\_









Cut out the letters below. How many vocabulary-words that you have learned can you spell?  
Glue the letters down to spell as many words as you can.




a	e	d	h	t				
f	c	m	e	o	h	e	n	t
r	y	a	h	c	e	u	h	k
e	m	l	e	g	t	e	a	e



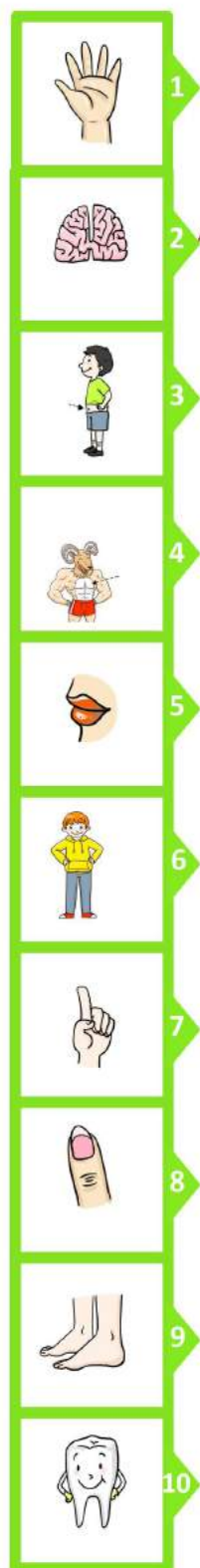
Cut out the letters below. How many sight-words that you have learned can you spell?  
Glue the letters down to spell as many words as you can.



a	g	w	e	o	n	i	e	t
e	f	u	i	r	t	r	n	s
r	s	m	t	a	o	g	r	e

Look at the scrambled words. Unscramble the letters to write the words correctly. Then match the word to its picture.



br

n

d

tu

a

m

ha

mm

st

m

e

y

ch

ou

th

fi

o

er

b

ng

dy

t

ai

t

n

ee

l

f

oo

th

brain