


Name: _____

Date: _____

Hint: Use a paperclip as your spinner.

Spin and Spell

Spin the spinner. Spell and write the **ad** word.



dad

bad

glad

pad

mad

lad

Which **ad** word did you spin on and write the most? Write it again here!



Name: _____

Date: _____

Spin a picture. Read the word.

Write the word in the matching letter boxes.

Place a check mark next to the word after it is written.

☐ dad


☐ bad

☐ glad

☐ pad

☐ mad

☐ lad



ad

Hint: Use a paperclip as your spinner.

--	--	--

--	--	--

--	--	--	--


--	--	--	--

--	--	--

--	--	--

Spin and Build

ad



Spin a picture.
Cut and paste the letters to build
the matching words.



--	--	--



--	--	--



--	--	--



--	--	--



--	--	--



--	--	--

Write your words on the lines.

bad

glad

pad

mad

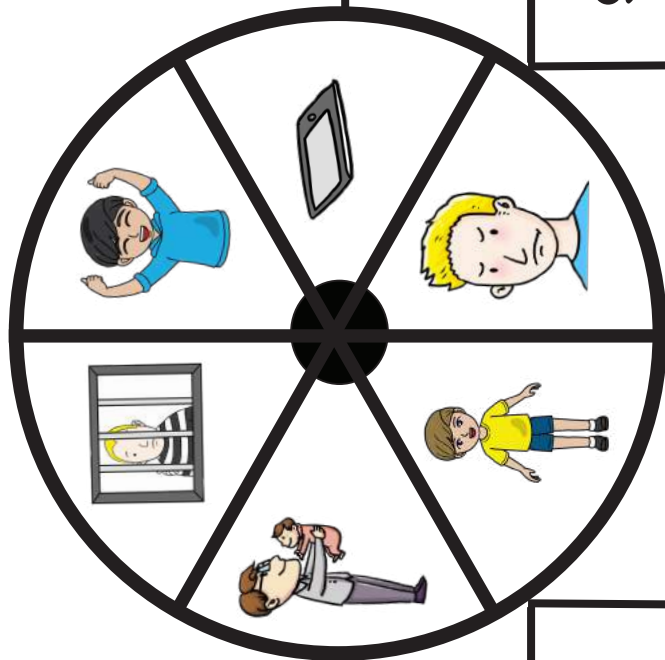
lad

dad

a	a	a	a	a	a	d	d	d
d	d	d	b	p	d	m	l	gl

Spin, Color, and Win!

Each player takes a turn to spin a picture and color the matching word.
First player to color all words wins the game.



player 1

player 2

bad	lad	mad
glad	bad	bad
bad	lad	glad
glad	bad	dad
bad	pad	glad

mad	glad	bad	lad	bad
bad	glad	dad	glad	

lad	lad	glad	dad
mad	dad	mad	dad
pad	lad	glad	lad
lad	pad	mad	dad

Set Two


Spin, Color, and Win!

Each player takes a turn to spin a picture and color the matching word.

First player to color all words wins the game.



dad



player 1

player 2

mad	dad	sad
rad	sad	dad
sad	bad	rad
pad	rad	dad
dad	dad	sad

pad
dad
rad
bad


pad	pad	mad
dad	mad	rad
rad	dad	sad
dad	rad	mad
sad	mad	sad

Spin, Color, and Win!

Make Your Own: #1



Each player takes a turn to spin a picture and color the matching word.
First player to color all words wins the game.



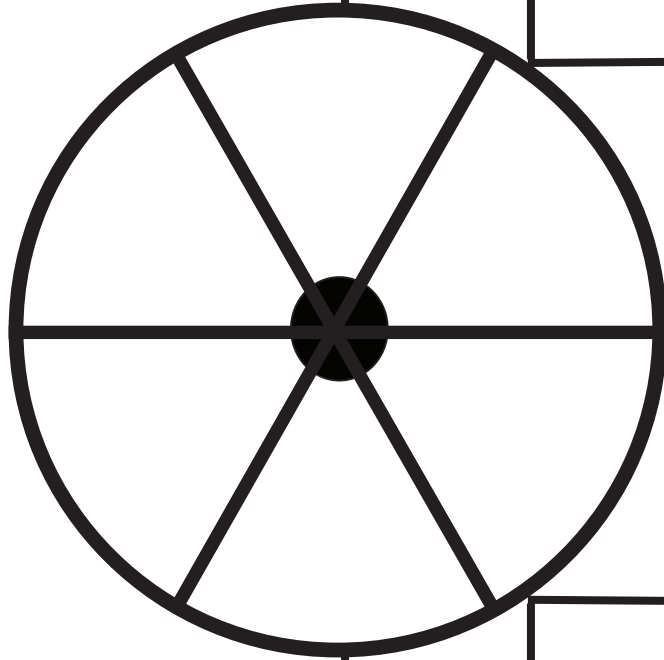
player 1

player 2

Make Your Own: #2

Spin, Color, and Win!

Each player takes a turn to spin a picture and color the matching word.
First player to color all words wins the game.



player 1

player 2



bad



dad




glad



lad

mad



pad

rad



sad



b ad



www.PhonicsGarden.com

gl ad



www.PhonicsGarden.com

d ad




www.PhonicsGarden.com

l ad




www.PhonicsGarden.com

m ad



www.PhonicsGarden.com

p ad



www.PhonicsGarden.com

s ad



www.PhonicsGarden.com



r ad






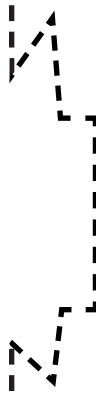
www.PhonicsGarden.com


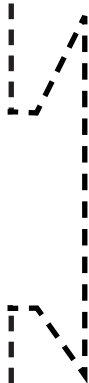
Draw and write your own word puzzles on this page.



	
	www.PhonicsGarden.com

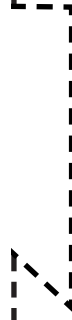
	
	www.PhonicsGarden.com

	
	www.PhonicsGarden.com

	
	www.PhonicsGarden.com




Draw and write your own word puzzles on this page.




www.PhonicsGarden.com



www.PhonicsGarden.com



www.PhonicsGarden.com



www.PhonicsGarden.com



Add the missing letters.

Write the words on
the lines below.

word family
Word Spelling

_____ ad

_____ ad

_____ ad

_____ ad

_____ ad

_____ ad

_____ ad

_____ ad

1. bad

5. _____

2. _____

6. _____

3. _____

7. _____

4. _____

8. _____

Choose one or two words from above and make a great sentence below.

Add the missing letters.

Write the words on
the lines below.

Word Family
Word Spelling

d _ _

p _ _

r _ _

s _ _

gl _ _

b _ _

l _ _

m _ _

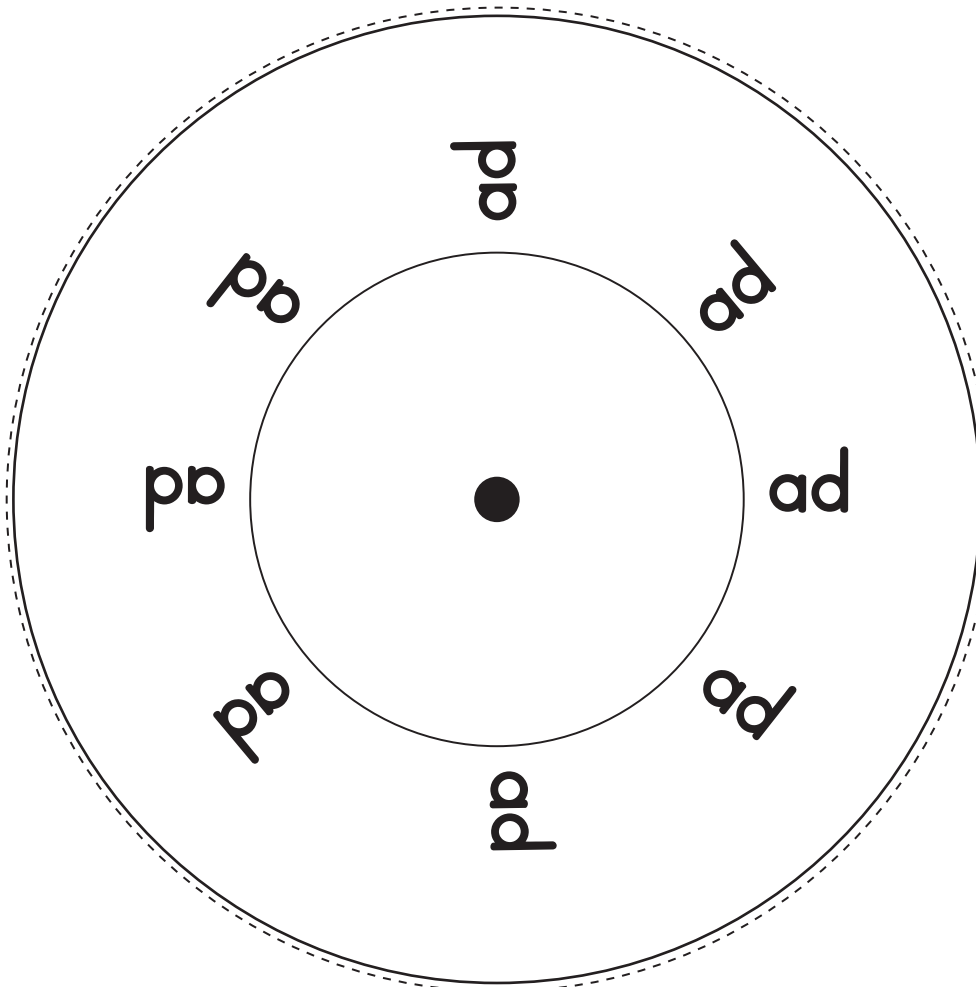
1. dad
2. _____
3. _____
4. _____

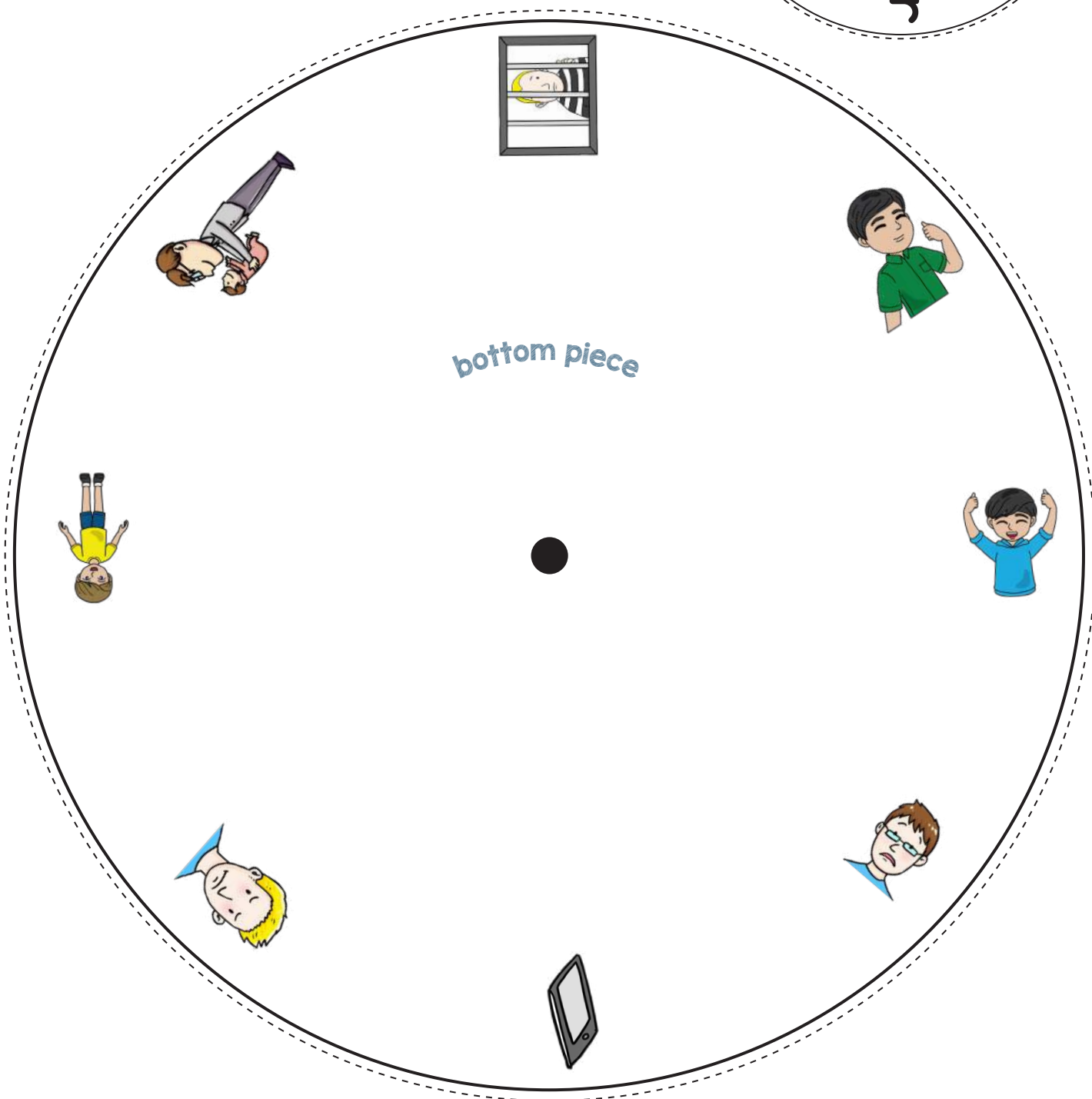
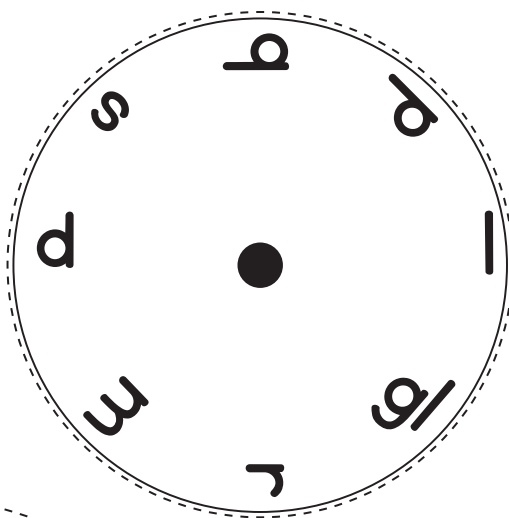
5. _____
6. _____
7. _____
8. _____

Choose one or two words from above and make a great sentence below.

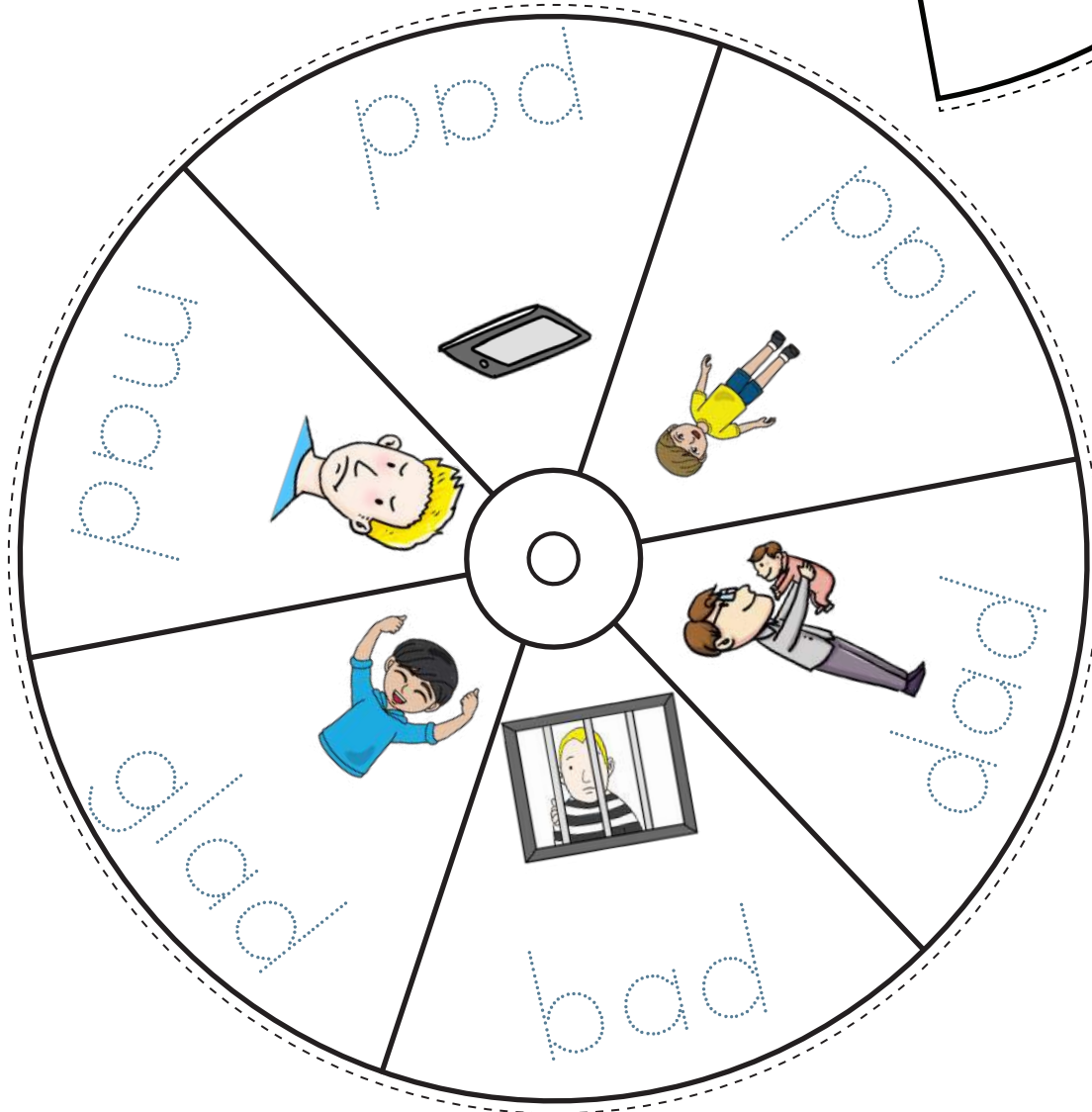

After you have finished assembling your word wheel, practice writing each word as you spin the wheel. Spin, read, and write your new words!

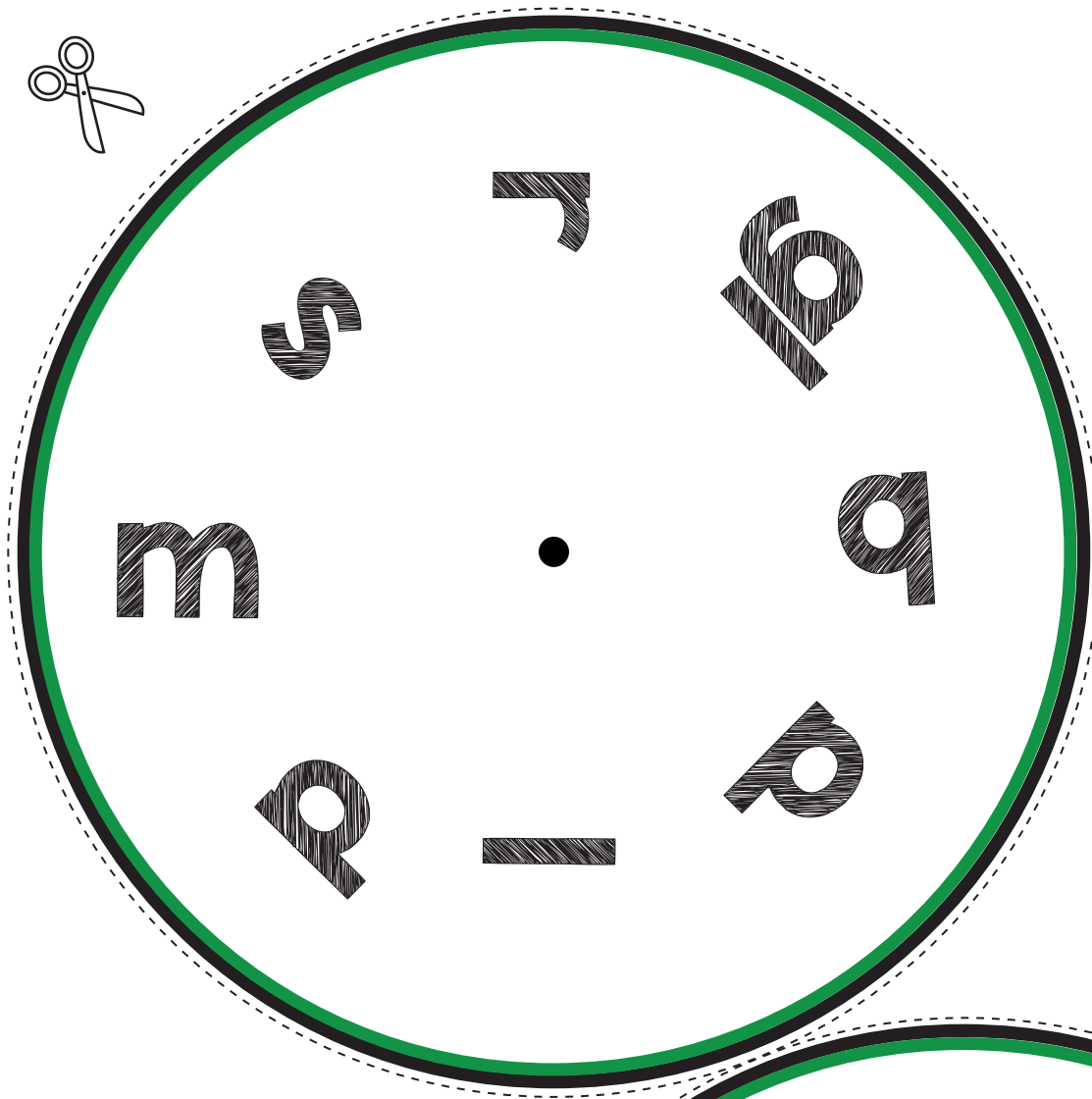
Write each word on your word-wheel 2 times each.









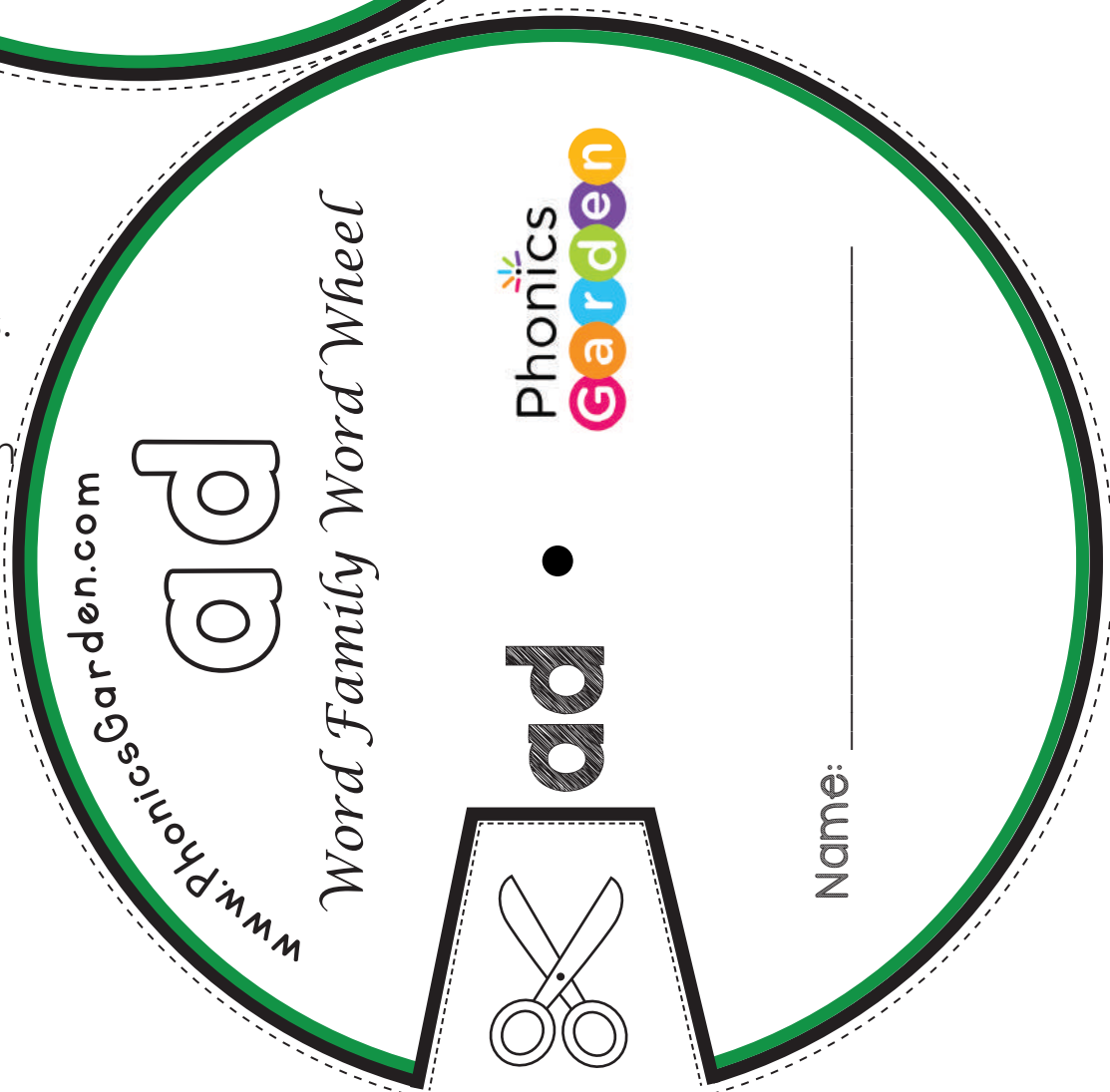


~ad Words

Step 1:
Print the word
wheel on card stock
paper for best results.

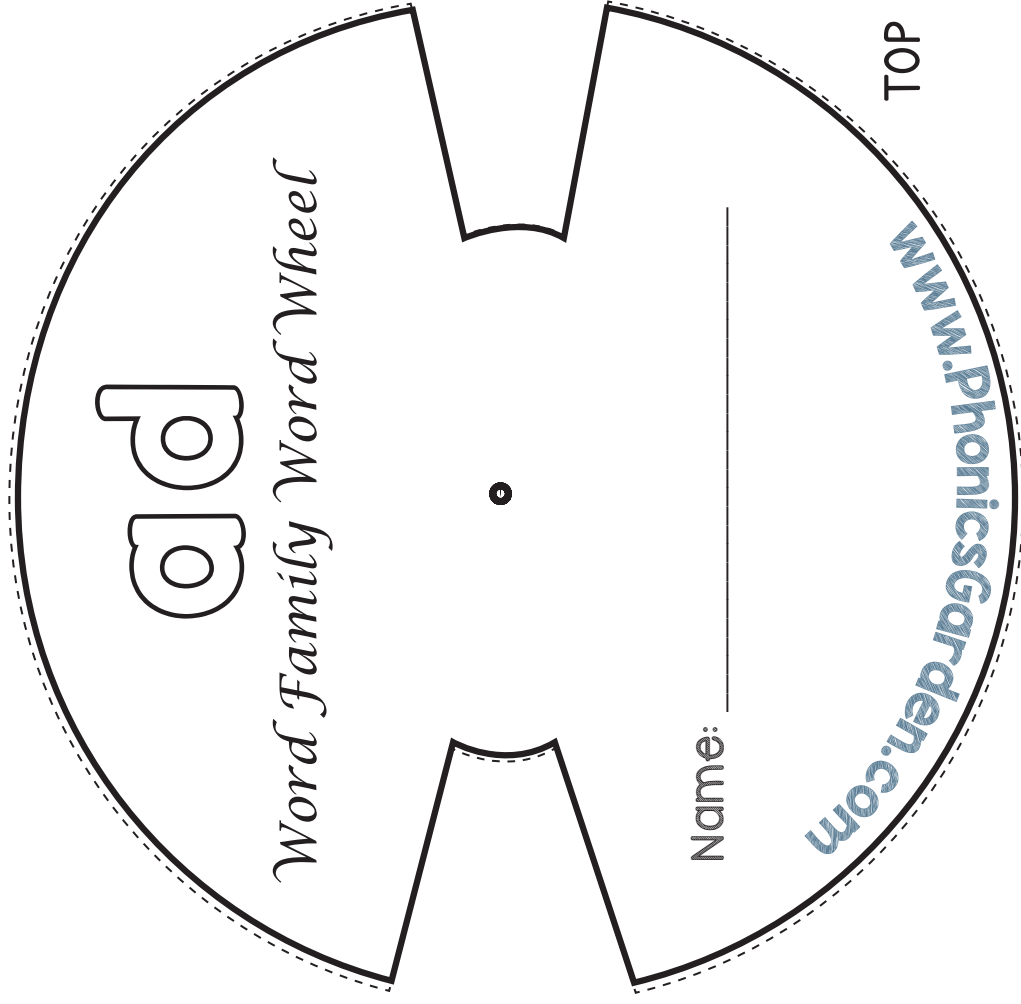

Step 2: Attach the
front to the back with
a brass paper
fastener, paperclip,
or another fastening
object.

Step 3: Have your
students spin the
wheel to make and
read the words.



Word Wheel

This Word Wheel will help your students practice reading.
Moving the wheel will match the word with the picture clue.



Instructions

1. Copy on to the white card stock
2. Cut out the two shapes on the dotted lines.
3. Place TOP wheel on the TOP of the BOTTOM wheel.
4. Insert split pin in the center.
5. Have students spin and read.

Cut out the words and pictures. Paste them down where they belong matching each word and picture.

ad

ag

bad

glad

bag

rag



mad

dad

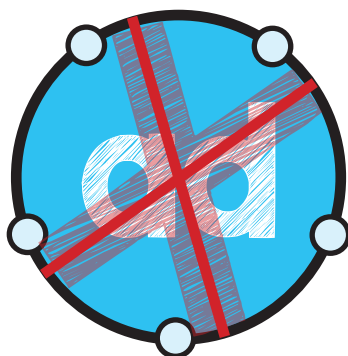

tag

wag



Connect the /ad/ word family words with the **ad**.

Connect the words that are NOT part of the /ad/ word family with the **X**.



Practice writing your /ad/ words.




_____	_____	_____
_____	_____	_____
_____	_____	_____
_____	_____	_____



What
is in the
ad house?

ad

set 1



When you are done cutting and pasting your words, finish the sentence below. Add a full-stop period.

In the house, I can see
a _____ and _____

Write the missing letters below. Cut out the boxes and glue the top flap onto the matching picture. ✂

ad

ad

ad

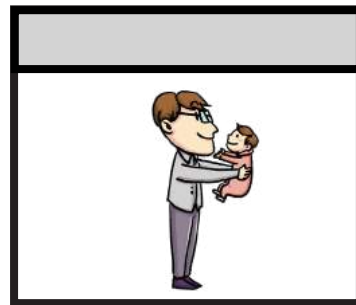

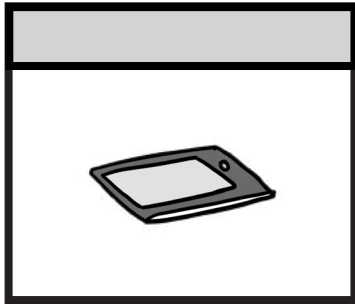
ad



What
is in the
ad house?



set 2



When you are done cutting and pasting your words, finish the sentence below. Add a full-stop period.

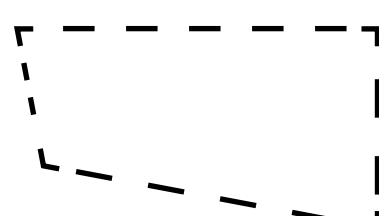
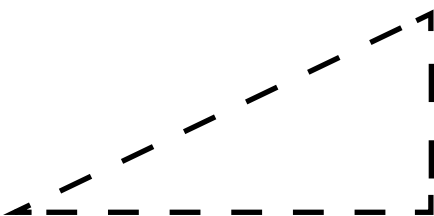





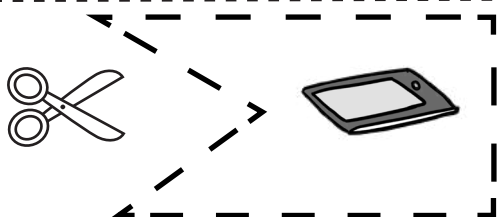
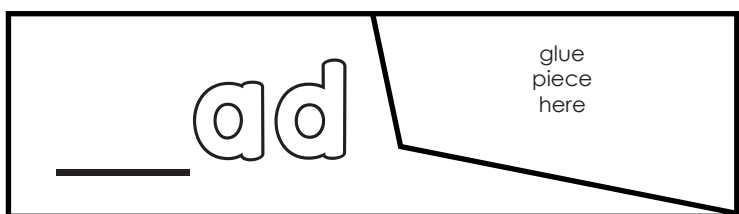
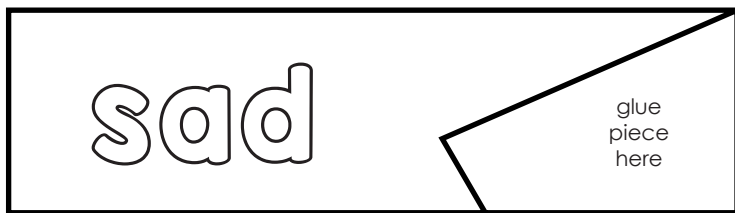
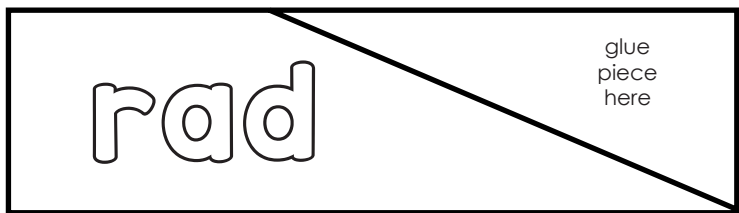
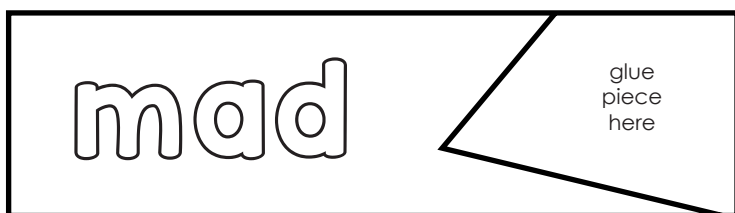
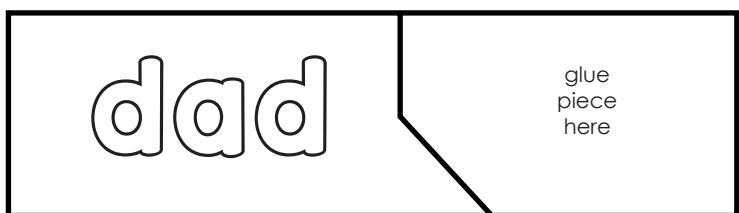
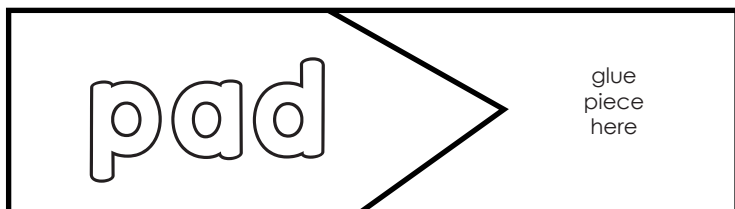
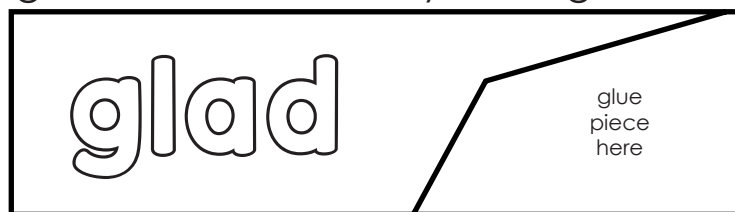
In the house, I can see

a _____, and

Write the missing letters below. Cut out the boxes and glue the top flap onto the matching picture.




Cut out each of the puzzle pieces and glue them where they belong.




Color the word box that goes with the picture.


Write the words below.

1 


mad	pad
-----	-----

2 


dad	pad
-----	-----

3 

dad	sad
-----	-----

4 


sad	lad
-----	-----

5 


lad	rad
-----	-----

6 

bad	mad
-----	-----

7 

bad	rad
-----	-----

8 

sad	glad
-----	------

1 _____

2 _____

3 _____

4 _____

5 _____

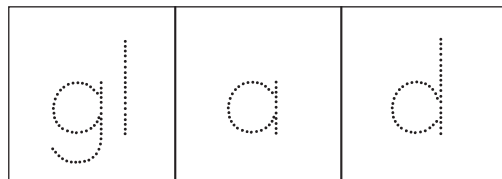
6 _____

7 _____



8 _____

Write the letters in the correct order to make the word that matches the picture.



1




2




3





4





5





6



7



8

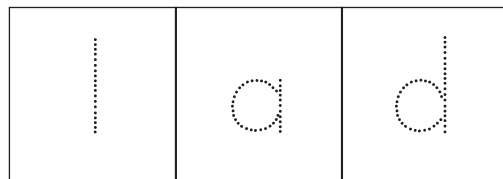



Write the letters in the correct order to make the word that matches the picture.



1		b d a	b a d
2		a d d	
3		p d a	
4		d a m	
5		s d a	
6		a d r	
7		a gl d	
8		a d l	

UNSCRAMBLE the LETTERS Write the missing letter in the circle.
Write the letters in the correct order to make the word that matches the picture.



1




2





3





4





5





6



7




8




Read and Write! Write the missing letter in the circle.
Write the letters in the correct order to make the word that matches the picture.


1




2




3




4




5




6



7




8





A cartoon illustration of a man with brown hair, wearing a light blue shirt and dark pants, holding a baby in his arms. The baby is wearing a pink outfit. The man is looking down at the baby with a gentle expression.

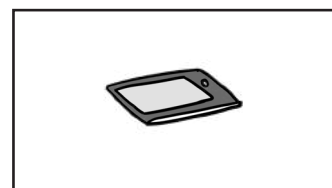
d		d
---	--	---




l	a	
---	---	--



	a	d
--	---	---



	a	d
--	---	---



s	a	
---	---	--



g		d
---	--	---



	a	d
--	---	---



b		d
---	--	---

Write your own sentences about the picture above. Start with a capital letter. End with a full-stop period.

This image shows a full page of handwriting practice paper. It features ten identical rows of horizontal guidelines. Each row is composed of three lines: a solid black line at the top, a dashed grey line in the middle, and another solid black line at the bottom. These lines are evenly spaced vertically across the entire page, providing a template for practicing letter formation and alignment. There is no text or other markings on the paper.

Say it! Build it! Write! Color the letters that spell the picture's name. Write the word on the line.

bad

glad

dad

pad

lad

mad

rad

sad

1



t	b	b	a	e	d	m
---	---	---	---	---	---	---

2



s	v	u	a	nd	i	d
---	---	---	---	----	---	---

3



gl	t	s	e	f	a	d
----	---	---	---	---	---	---

4



j	d	k	a	o	d	r
---	---	---	---	---	---	---

5



r	p	l	n	a	s	d
---	---	---	---	---	---	---

6



r	p	q	n	a	d	h
---	---	---	---	---	---	---

7



fl	l	n	a	s	d	r
----	---	---	---	---	---	---

8



h	tr	k	m	sn	a	d
---	----	---	---	----	---	---

Say it! Build it! Write it! Color the letters that spell the picture's name. Write the word on the line.

bad

glad

rad

sad

lad

dad

pad

mad

1



s	v	l	fl	i	a	d
---	---	---	----	---	---	---

2



gl	t	s	a	f	ch	d
----	---	---	---	---	----	---

3



t	b	b	a	e	d	m
---	---	---	---	---	---	---

4



l	v	n	a	tr	d	r
---	---	---	---	----	---	---

5



h	pl	k	m	s	a	d
---	----	---	---	---	---	---

6



j	d	k	a	o	d	r
---	---	---	---	---	---	---

7



r	p	l	sh	a	s	d
---	---	---	----	---	---	---

8



r	p	q	wh	a	d	h
---	---	---	----	---	---	---

Draw a line to match the letters.

Write the words two times each.



1. b e d
n a g



2. t a b
p o d



3. n a d
g l u p



4. l o d
t a s



5. d a m
h u d



6. r a k
a a d



7. fr e d
s a n



8. d a s
m o d

SEE - SAY - CUT - PASTE - READ


ad set 1

Cut out the letters. Glue them under the pictures to spell the words correctly.

1.



2.



--	--	--

--	--	--

3.



4.



--	--	--

--	--	--

a

a

a

a

d

d



d

d

i

d

m

p

SEE - SAY - CUT - PASTE - READ

ad set 2

Cut out the letters. Glue them under the pictures to spell the words correctly.

1.



2.



--	--	--

--	--	--

3.



4.



--	--	--

--	--	--

a

a

a

a

d

d



d

d

r

s

b

g

Trace

write

color

glad

glad

Trace

write

color

lad

lad

Trace

write

color

dad

dad

Trace

write

color

pad

pad

Write a sentence of your own using some words from above.

Trace

write

color

bad

bad

Trace

write

color

mad

mad

Trace

write

color

rad

rad

Trace

write

color

sad

sad

Write a sentence of your own using some words from above.

SENTENCE BUILDING



The pad is grey.



He has a sad face.

Cut out the words
and paste them in
the boxes above to
make a sentence.
Then, write your
sentence on the line.



pad	grey	The	is	.
sad	face	a	has	He

SENTENCE BUILDING



That is a bad man.



He had a rad day.

Cut out the words
and paste them in
the boxes above to
make a sentence.
Then, write your
sentence on the line.



man	is	bad	a	That	.
He	rad	a	day	had	.

SENTENCE BUILDING



He is glad to see you.

--



That lad is my friend.

--

Cut out the words
and paste them in
the boxes above to
make a sentence.
Then, write your
sentence on the line.




you	to	He	is	see	glad	.
lad	is	my	That	friend	.	

SENTENCE BUILDING



I love my dad.



He is mad at me.


Cut out the words
and paste them in
the boxes above to
make a sentence.
Then, write your
sentence on the line.



my	dad	I	love	.
me	He	at	is	mad

Let's Read the ad Words

Directions: To assemble your flip-book reader, cut out all the boxes along the dashed-black lines. Attach the smaller boxes on top of each other by stapling them to the shaded gray area indicated. The top box has the word "Name" on it.



Bottom of Book

ad



b



d



i



gi



p



m



s




r

Directions: Cut out the letters and build the words to match the pictures.

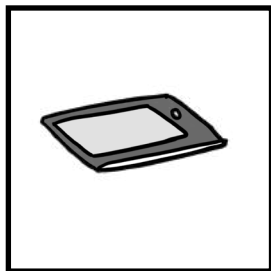
See It! Build It!




a



a



d



a




d



s

a



r

d

Directions: Draw and write two of your own /ad/ words in the boxes below.

a a a a a a d d d d d d b

ad

ad

ad


ad

ad


Directions: Read the sentence
and match the picture to it.

Match It!


Set 1



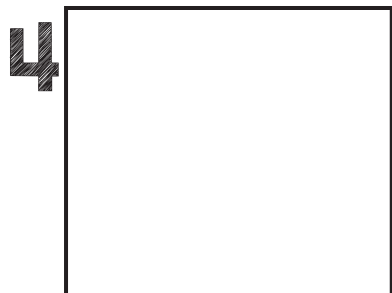
He is glad to see you.




That lad is my friend.






I love my dad.



He is mad at me.




Directions: Draw and write your own /ad/ word sentence.




Directions: Read the sentence and match the picture to it.

Match It!


Set 2




The pad is grey.




He has a sad face.



That is a bad man.



He had a rad day.



Directions: Draw and write your own /ad/ word sentence.



Directions: Read the sentence and write the missing word in the blank. Use the pictures to help you.

Set 1

FILL IT!

1 This _____ wants to play.



2 The _____ man is stealing.



3 The _____ is grey.



4 He is _____ to meet you.



5 Directions: Draw and write your own /ad/ word sentence.


bad glad lad pad

Directions: Read the sentence and write the missing word in the blank. Use the pictures to help you.


Set 2

FILL IT!

1 He is _____ today.



2 We had a _____ day.



3 He is _____.



4 _____ is playing with me.



5 Directions: Draw and write your own /ad/ word sentence.



rad sad mad dad

Directions: Trace the words
and draw a matching picture.

ad DRAW IT!

bad

glad

pad

lad

sad

dad

lad

mad

rod


pod


mod

glad

Directions: Look at the pictures and write the word that matches.

ad WRITE IT!

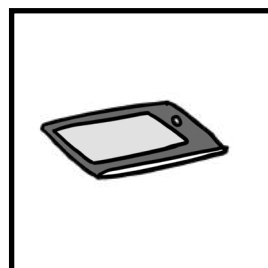





















Directions: Draw and write your own /ad/ words.









Directions: Circle the words that belong with the /ad/ word family.

CIRCLE IT!

bad



bag

glad

rag

mad

tag

glad

wag

rad

nag

lad

sad

dad

snag

flag

bad

pad

Directions: Draw a line to connect the picture with the word it matches.

CONNECT IT

a



b



c



d



e



f



g



h



1. rad

2. glad

3. bad










4. sad

5. dad

6. pad










7. mad

8. lad

1.  bad glad _____ _____ _____	2.  rad pad _____ _____ _____	3.  pad lad _____ _____ _____
4.  glad dad _____ _____ _____	5.  pad sad _____ _____ _____	6.  dad mad _____ _____ _____
7.  lad sad _____ _____ _____	8.  bad mad _____ _____ _____	9.  lad sad _____ _____ _____
man is The today. sad		

A series of horizontal lines for handwriting practice. Each set consists of a solid top line, a dashed midline, and a solid bottom line. There are three such sets stacked vertically.

Fill in the missing letters to spell each word correctly.

<p>1.</p>  <p>_____</p> <p>ad</p>	<p>2.</p>  <p>_____</p> <p>r</p>	<p>3.</p>  <p>_____</p> <p>s</p>
<p>4.</p>  <p>_____</p> <p>p</p>	<p>5.</p>  <p>_____</p> <p>ad</p>	<p>6.</p>  <p>_____</p> <p>d</p>
<p>7.</p>  <p>_____</p> <p>g</p>	<p>8.</p>  <p>_____</p> <p>ad</p>	<p>9.</p>  <p>_____</p> <p>r</p>
<p>day had with rad We a friends.</p>		

Sort the words above to make a complete sentence below.

Choose words from today's lesson. Write and draw them below.

1.

Word: _____

2.

Word: _____

3.

Word: _____

4.

Word: _____

Choose words from today's lesson. Write and draw them below.

1.

Word: _____

2.

Word: _____

3.

Word: _____

4.

Word: _____

I Can Read and Match

Trace each word, then match them to the correct picture.

dad

1

a



pad

2

b



mad

3

c



sad

4

d



rad

5

e



bad

6

f



lad

7

g



glad

8

h



Draw and write a story using as many words from the right as you can!



bad



glad



sad



rad



lad



pad



dad



mad

Draw and write two sentences using some of the words to the right.



bad



glad



sad



rad



lad



pad



dad



mad

Circle the correct word and write it on the line. Add a full-stop period to each sentence.

1.



bad

glad

He is _____ to see you

2.



glad

dad

I love my _____

3.



rad

pad

The _____ is grey

4.



pad

sad

He has a _____ face

5.



sad

mad

The man is _____

6.



mad

lad

The _____ is happy

7.




lad

bad

He is a _____ man

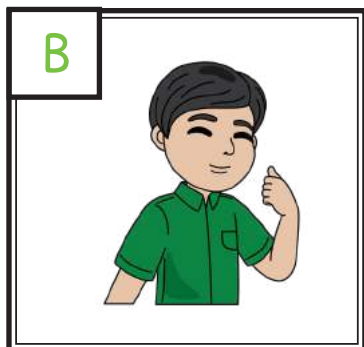
Match the pictures to their sentences by writing the correct letters in the box.


☐

The pad is grey.

☐

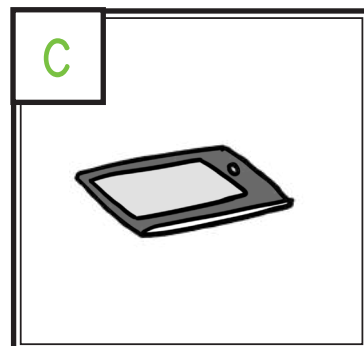
He has a sad face.


☐

That is a bad man.

☐

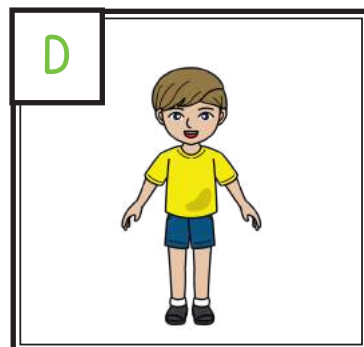
He had a rad day.


☐

He is glad to see you.

☐





That lad is my friend.


☐

I love my dad.

☐

He is mad at me.



Write a great sentence of your own on the lines below.

Use the word box to help you answer each question or statement below.

1. The _____ man is stealing.



2. This _____ wants to play.



3. _____ is playing with me.



4. He is _____ with me.



5. He is _____ to meet you.



6. We had a _____ day.



7. The _____ is grey.



8. He is _____ today.



Word Box



bad



lad



dad



mad



glad



rad



pad




sad

Use words from above and write a great sentence of your own on the lines below.

Cut and paste the words on the right in alphabet order.

Cut &
Paste



sad



bad



glad



dad



lad



mad



pad



Cut and paste the pictures. Then, write each word 2 times each.

Cut & Paste

glad

glad

bad

bad

mad

mad

dad

dad

rad

rad

lad

lad

pad

pad



Cut and paste the pictures. Then, write each word 2 times each.

glad

glad



bad

bad



mad

mad



dad

dad



sad

sad



lad

lad



pad

pad



Sort the words to make a great sentence on the lines below.

is

He



man.

bad

a

www.PhonicsGarden.com

Write a sentence of your own about the picture.

Sort the words to make a great sentence on the lines below.

had

rad



day.

He

a

www.PhonicsGarden.com

Write a sentence of your own about the picture.

Sort the words to make a great sentence on the lines below.

is

The



boy

glad.

www.PhonicsGarden.com

Write a sentence of your own about the picture.

Sort the words to make a great sentence on the lines below.

He

face.



has

a

sad

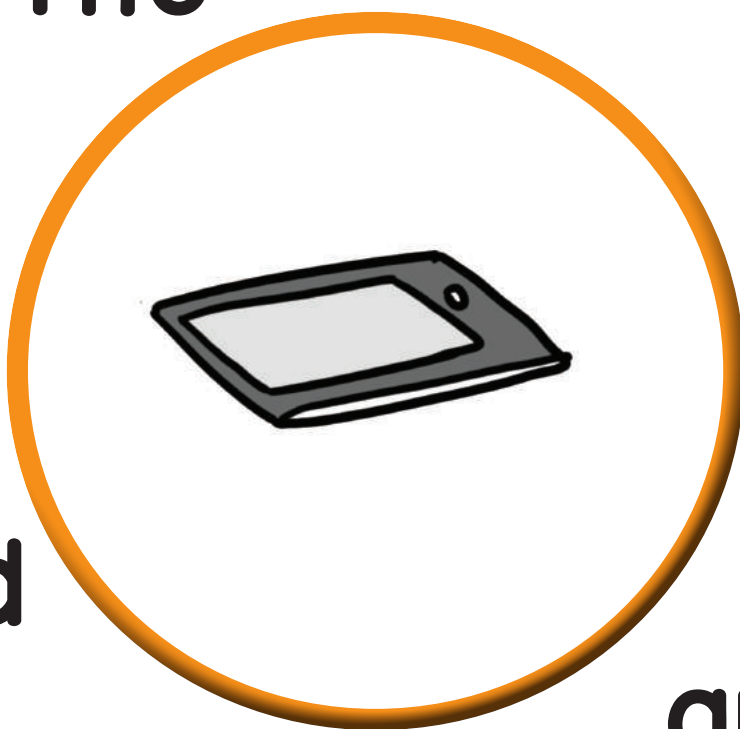
www.PhonicsGarden.com

Write a sentence of your own about the picture.

Sort the words to make a great sentence on the lines below.

The

is



pad

grey.

www.PhonicsGarden.com

Write a sentence of your own about the picture.

Sort the words to make a great sentence on the lines below.

mad.

The



man

is


www.PhonicsGarden.com

Write a sentence of your own about the picture.

Sort the words to make a great sentence on the lines below.

This

lad



is

happy.

www.PhonicsGarden.com

Write a sentence of your own about the picture.

Sort the words to make a great sentence on the lines below.

are

and



child

playing.

Dad

www.PhonicsGarden.com

Write a sentence of your own about the picture.

I Say, Spell, Cut and Paste

ad
Word Spelling

Say, Trace, Cut & Paste, and Spell each picture word correctly.



--	--


www.PhonicsGarden.com



--	--



--	--



--	--

Trace on the inside of the letters. Then cut them out and glue them down to spell the pictures above.

m	p	ad	ad
d	l	ad	ad



ad

Word Spelling

I Say, Spell, Cut and Paste

Say, Trace, Cut & Paste, and Spell each picture word correctly.



--	--

www.PhonicsGarden.com



--	--



--	--



--	--

Trace on the inside of the letters. Then cut them out and glue them down to spell the pictures above.

s

b

ad

ad

r










gl

ad

ad



Look at each picture. Circle the correct word..

1  bad mad sad	2  rad sad pad	3  pad glad dad
4  dad sad glad	5  bad pad rad	6  lad bad dad
7  lad pad rad	8  mad pad dad	9  sad rad dad
a had The day. man rad		

Sort the words above to make a great sentence below.

See, Say, and Spell - Word Family - ad

Write in the missing letters for the word family words below. How many word family /ad/ words did you find?

Write the correct letter blend to complete the words below.



____ad



____ag



____ad



____ad



____ag



____ad



____ag



____ad



____ag



____ad



____ag



____ag



____ad



____ag



____ad

See, Say, and Spell - Word Family - ad

Write the missing letters to complete the words below.

bad dad lad mad sad glad rad pad



d _____



b _____



l _____



m _____



t _____



p _____



w _____



s _____



n _____



gl _____



sn _____



fl _____



r _____



r _____



b _____

MEMORY GAME



www.PhonicsGarden.com



www.PhonicsGarden.com



www.PhonicsGarden.com



www.PhonicsGarden.com



www.PhonicsGarden.com



www.PhonicsGarden.com



www.PhonicsGarden.com




www.PhonicsGarden.com




www.PhonicsGarden.com


MEMORY GAME



www.PhonicsGarden.com



www.PhonicsGarden.com



www.PhonicsGarden.com



www.PhonicsGarden.com



www.PhonicsGarden.com



www.PhonicsGarden.com



www.PhonicsGarden.com

www.PhonicsGarden.com

www.PhonicsGarden.com

MEMORY GAME



bad

www.PhonicsGarden.com

bad

www.PhonicsGarden.com

rad

www.PhonicsGarden.com

rad

www.PhonicsGarden.com

glad

www.PhonicsGarden.com

glad

www.PhonicsGarden.com

sad

www.PhonicsGarden.com

sad

www.PhonicsGarden.com

pad

www.PhonicsGarden.com

MEMORY GAME



pad

www.PhonicsGarden.com

mad

www.PhonicsGarden.com

mad

www.PhonicsGarden.com

lad

www.PhonicsGarden.com

lad

www.PhonicsGarden.com

dad

www.PhonicsGarden.com

dad

www.PhonicsGarden.com

www.PhonicsGarden.com

www.PhonicsGarden.com

FLASH CARDS



bad

www.PhonicsGarden.com



bad

www.PhonicsGarden.com



rad

www.PhonicsGarden.com



rad

www.PhonicsGarden.com



glad

www.PhonicsGarden.com



glad

www.PhonicsGarden.com



sad

www.PhonicsGarden.com



sad

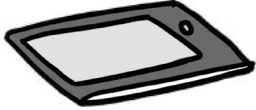
www.PhonicsGarden.com



pad

www.PhonicsGarden.com

FLASH CARDS




pad

www.PhonicsGarden.com



mad

www.PhonicsGarden.com



mad

www.PhonicsGarden.com



lad

www.PhonicsGarden.com



lad

www.PhonicsGarden.com



dad

www.PhonicsGarden.com



dad

www.PhonicsGarden.com

www.PhonicsGarden.com

www.PhonicsGarden.com