

Spin and Spell

Spin the spinner. Spell and write the **ad** word.




| | |
|------------------|-----------------|
| dad bad glad | pad mad lad |
| _____ | _____ |
| _____ | _____ |
| _____ | _____ |
| _____ | _____ |
| _____ | _____ |
| _____ | _____ |
| _____ | _____ |
| _____ | _____ |
| _____ | _____ |

Which **ad** word did you spin on and write the most? Write it again here!

Spin a picture. Read the word.
Write the word in the matching letter boxes.
Place a check mark next to the word after it is written.

- dad
- bad
- glad
- pad
- mad
- lad




Hint: Use a paperclip as your spinner.

| | |
|--|--|
| <div style="display: flex; justify-content: space-around;"> <div style="border: 1px solid black; padding: 10px; font-size: 2em; font-weight: bold;">S</div> <div style="border: 1px solid black; width: 40px; height: 40px;"></div> </div> | <div style="display: flex; justify-content: space-around;"> <div style="border: 1px solid black; width: 60px; height: 60px;"></div> <div style="border: 1px solid black; width: 60px; height: 60px;"></div> </div> |
| <div style="display: flex; justify-content: space-around;"> <div style="border: 1px solid black; width: 60px; height: 60px;"></div> <div style="border: 1px solid black; width: 60px; height: 60px;"></div> <div style="border: 1px solid black; width: 60px; height: 60px;"></div> </div> | <div style="display: flex; justify-content: space-around;"> <div style="border: 1px solid black; width: 60px; height: 60px;"></div> <div style="border: 1px solid black; width: 60px; height: 60px;"></div> <div style="border: 1px solid black; width: 60px; height: 60px;"></div> </div> |
| <div style="display: flex; justify-content: space-around;"> <div style="border: 1px solid black; width: 60px; height: 60px;"></div> <div style="border: 1px solid black; width: 60px; height: 60px;"></div> <div style="border: 1px solid black; width: 60px; height: 60px;"></div> </div> | <div style="display: flex; justify-content: space-around;"> <div style="border: 1px solid black; width: 60px; height: 60px;"></div> <div style="border: 1px solid black; width: 60px; height: 60px;"></div> <div style="border: 1px solid black; width: 60px; height: 60px;"></div> </div> |

Spin and Build

ad



Hint: Use a paperclip as your spinner.

Spin a picture.
Cut and paste the letters to build the matching words.



| | | |
|--|--|--|
| | | |
|--|--|--|



| | | |
|--|--|--|
| | | |
|--|--|--|



| | | |
|--|--|--|
| | | |
|--|--|--|



| | | |
|--|--|--|
| | | |
|--|--|--|

| | | |
|--|--|--|
| | | |
|--|--|--|

| | | |
|--|--|--|
| | | |
|--|--|--|

Write your words on the lines.


| | | |
|-------|-------|-------|
| _____ | _____ | _____ |
| _____ | _____ | _____ |
| _____ | _____ | _____ |
| _____ | _____ | _____ |

bad glad pad mad lad dad

| | | | | | | | | |
|---|---|---|---|---|---|---|---|----|
| a | a | a | a | a | a | d | d | d |
| d | d | d | b | p | d | m | l | gl |




Set One



Each player takes a turn to spin a picture and color the matching word.
First player to color all words wins the game.

Spin, Color, and Win!



dad

player 1

player 2

| | | |
|------|-----|------|
| bad | lad | mad |
| glad | bad | bad |
| bad | lad | glad |
| glad | bad | dad |
| bad | pad | glad |

| | | |
|------|------|-----|
| glad | lad | dad |
| pad | lad | mad |
| dad | dad | dad |
| lad | glad | lad |
| pad | mad | dad |

Set Two

Spin, Color, and Win!

Each player takes a turn to spin a picture and color the matching word.
First player to color all words wins the game.




dad



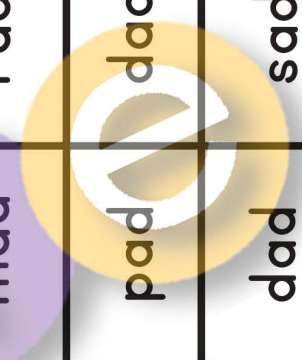
player 1

player 2



| | | |
|-----|-----|-----|
| mad | dad | sad |
| rad | sad | dad |
| sad | bad | rad |
| pad | rad | dad |
| dad | dad | sad |


| | | |
|-----|-----|-----|
| pad | dad | rad |
| dad | dad | mad |
| rad | rad | dad |
| dad | dad | dad |
| sad | dad | sad |




Make Your Own: #1

Spin, Color, and Win!

Each player takes a turn to spin a picture and color the matching word.
First player to color all words wins the game.



player 1



player 2

| | | | | |
|--|--|--|--|--|
| | | | | |
| | | | | |
| | | | | |
| | | | | |
| | | | | |

| | | | | |
|--|--|--|--|--|
| | | | | |
| | | | | |
| | | | | |
| | | | | |
| | | | | |



Make Your Own: #2

Spin, Color, and Win!

Each player takes a turn to spin a picture and color the matching word.
First player to color all words wins the game.



player 1



player 2



| | | | | |
|--|--|--|--|--|
| | | | | |
| | | | | |
| | | | | |
| | | | | |
| | | | | |

| | | | | |
|--|--|--|--|--|
| | | | | |
| | | | | |
| | | | | |
| | | | | |
| | | | | |



bad



dad



glad



lad

mad



pad

rad



sad



b ad



www.PhonicsGarden.com

g ad



www.PhonicsGarden.com

s ad




www.PhonicsGarden.com

l ad



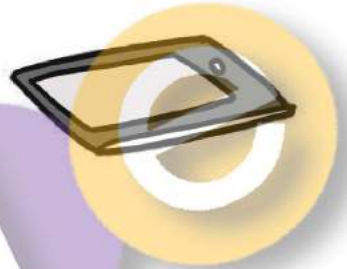
www.PhonicsGarden.com

m ad



www.PhonicsGarden.com

p ad



www.PhonicsGarden.com

s ad



www.PhonicsGarden.com

r ad



www.PhonicsGarden.com

Draw and write your own word puzzles on this page.



Blank word puzzle grid with a dashed outline and a vertical zigzag cut line. The website address www.PhonicsGarden.com is printed in the bottom right corner.



Word puzzle grid with a dashed outline and a vertical zigzag cut line. The word "Sample" is written across the grid in large, colorful, 3D-style letters: 'S' (pink), 'a' (orange), 'm' (blue), 'p' (green), 'l' (purple), and 'e' (yellow). The website address www.PhonicsGarden.com is printed in the bottom right corner.

Word puzzle grid with a dashed outline and a vertical zigzag cut line. The word "Sample" is written across the grid in large, colorful, 3D-style letters: 'S' (pink), 'a' (orange), 'm' (blue), 'p' (green), 'l' (purple), and 'e' (yellow). The website address www.PhonicsGarden.com is printed in the bottom right corner.

Blank word puzzle grid with a dashed outline and a vertical zigzag cut line. The website address www.PhonicsGarden.com is printed in the bottom right corner.

Draw and write your own word puzzles on this page.



A large rectangular area with a dashed border, divided into two vertical sections. The left section contains a dashed outline of a word puzzle. The right section contains a dashed outline of a word puzzle and the text www.PhonicsGarden.com.

A large rectangular area with a dashed border, divided into two vertical sections. The left section contains a dashed outline of a word puzzle. The right section contains a dashed outline of a word puzzle and the text www.PhonicsGarden.com. A large, colorful word puzzle "Sample" is overlaid across the middle of this section, with each letter in a different colored circle: 'S' (pink), 'a' (orange), 'm' (blue), 'p' (green), 'l' (purple), 'e' (yellow).

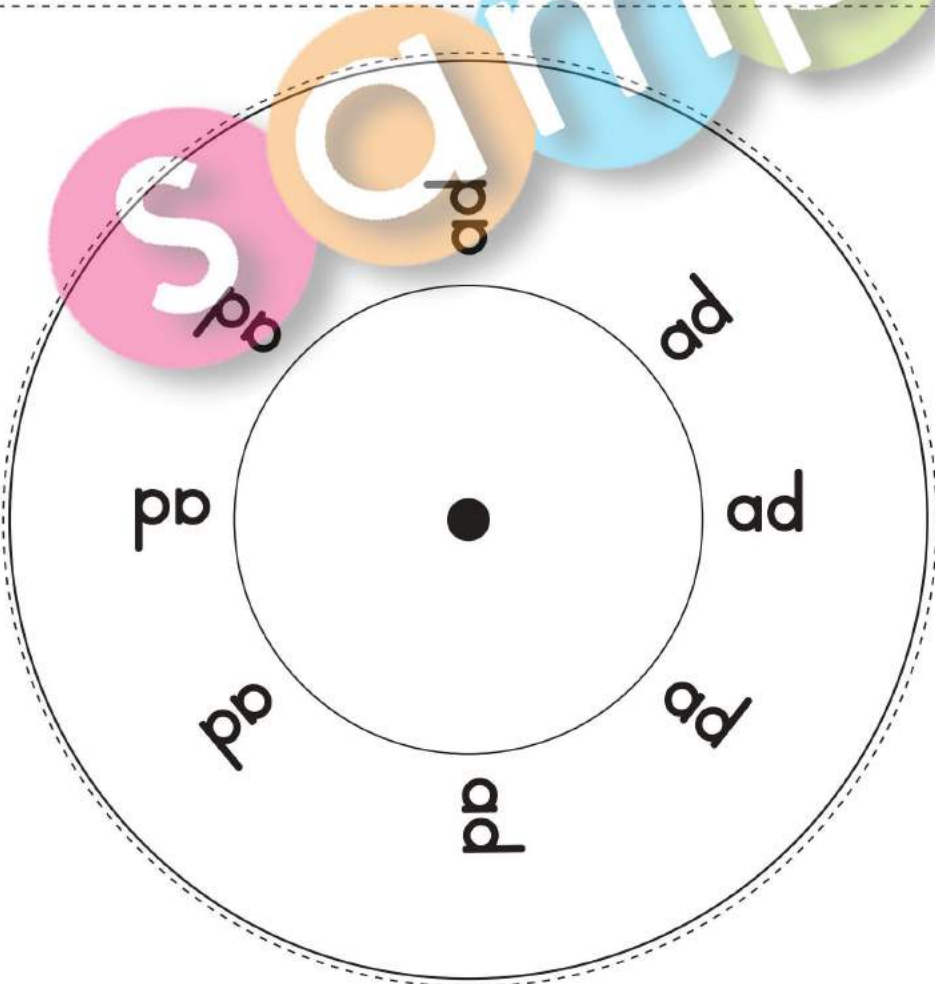
A large rectangular area with a dashed border, divided into two vertical sections. The left section contains a dashed outline of a word puzzle. The right section contains a dashed outline of a word puzzle and the text www.PhonicsGarden.com. A large, colorful word puzzle "Sample" is overlaid across the middle of this section, with each letter in a different colored circle: 'S' (pink), 'a' (orange), 'm' (blue), 'p' (green), 'l' (purple), 'e' (yellow).

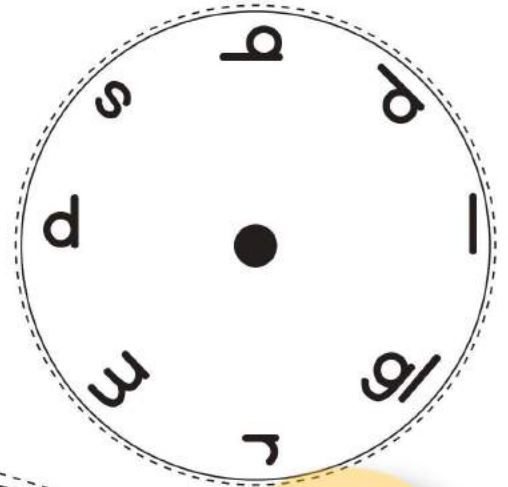
A large rectangular area with a dashed border, divided into two vertical sections. The left section contains a dashed outline of a word puzzle. The right section contains a dashed outline of a word puzzle and the text www.PhonicsGarden.com.

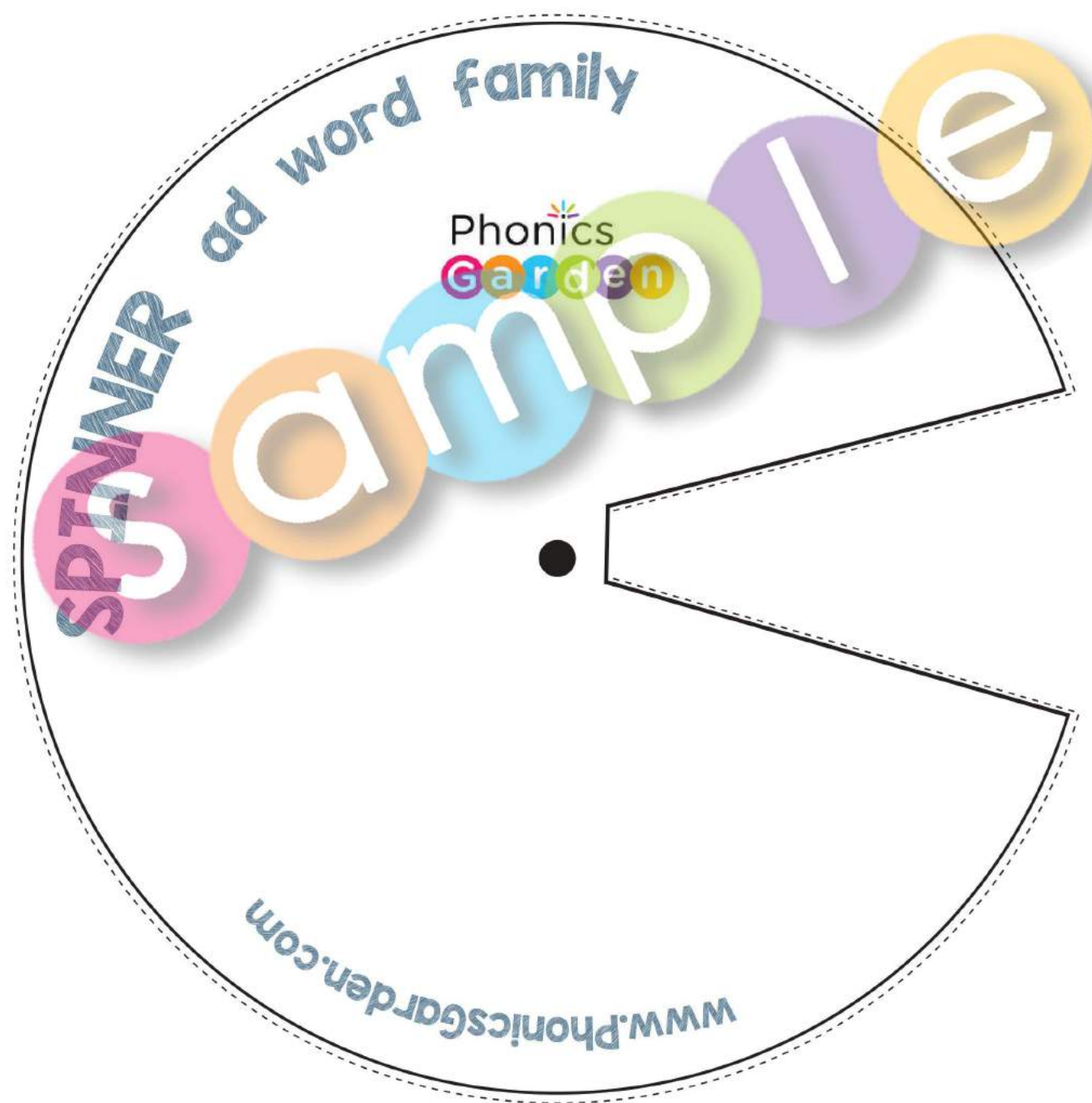
After you have finished assembling your word wheel, practice writing each word as you spin the wheel. Spin, read, and write your new words!

Write each word on your word-wheel 2 times each.

| | | | |
|---|---|---|---|
| <hr/> <hr/> <hr/> <hr/> <hr/> <hr/> <hr/> <hr/> | <hr/> <hr/> <hr/> <hr/> <hr/> <hr/> <hr/> <hr/> | <hr/> <hr/> <hr/> <hr/> <hr/> <hr/> <hr/> <hr/> | <hr/> <hr/> <hr/> <hr/> <hr/> <hr/> <hr/> <hr/> |
| <hr/> <hr/> <hr/> <hr/> <hr/> <hr/> <hr/> <hr/> | <hr/> <hr/> <hr/> <hr/> <hr/> <hr/> <hr/> <hr/> | <hr/> <hr/> <hr/> <hr/> <hr/> <hr/> <hr/> <hr/> | <hr/> <hr/> <hr/> <hr/> <hr/> <hr/> <hr/> <hr/> |









SPINNER ad word family

www.PhonicsGarden.com



A circular spinner divided into six segments, each containing a word from the 'ad' family and a corresponding illustration. The words are: 'sad' (pink segment, illustration of a sad boy), 'bad' (white segment, illustration of a boy in a jail cell), 'dad' (white segment, illustration of a man holding a child), 'pad' (white segment, illustration of a man holding a dog), 'lad' (white segment, illustration of a boy), and 'mad' (white segment, illustration of a boy). The letters 'a' and 'd' are in a dotted font for tracing. A smartphone icon is also present near the 'sad' segment.





~ad Words

Step 1: Print the word wheel on card stock paper for best results.

Step 2: Attach the front to the back with a brass paper fastener, paperclip, or another fastening object.

Step 3: Have your students spin the wheel to make and read the words.

www.PhonicsGarden.com

ad

Word Family Word Wheel



ad •

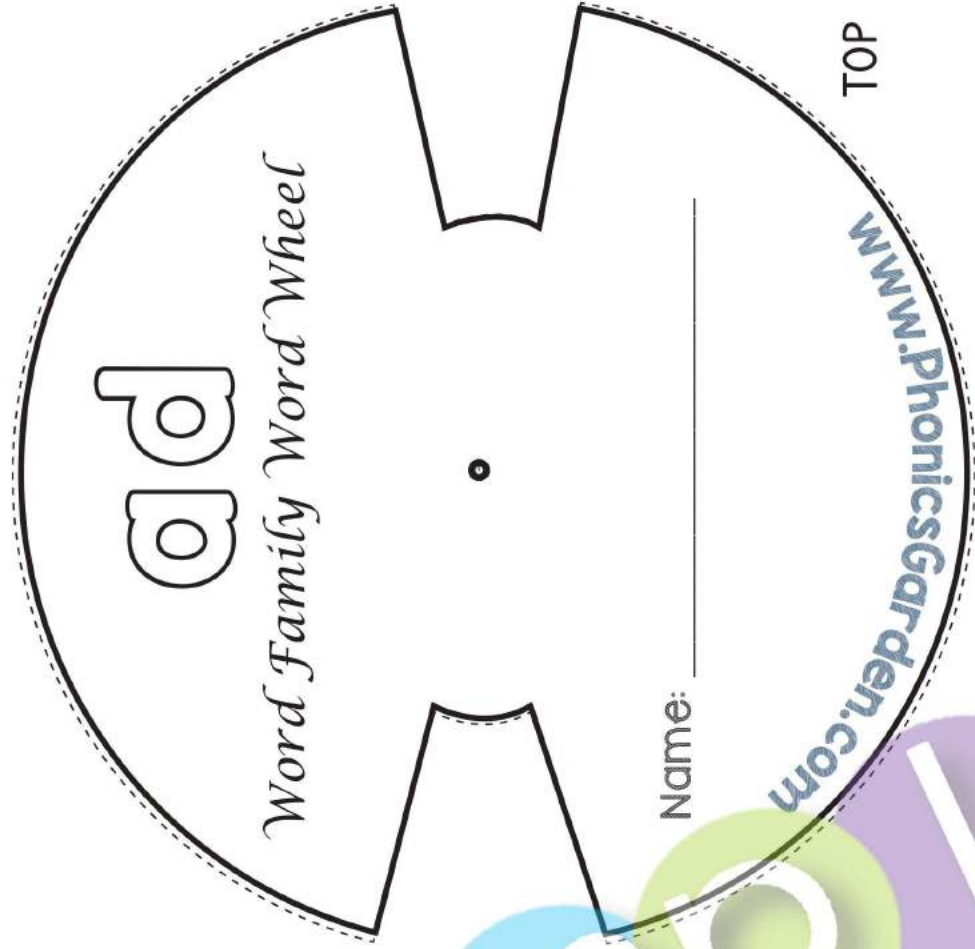


Name: _____




Word Wheel

This Word Wheel will help your students practice reading. Moving the wheel will match the word with the picture clue.



Instructions

1. Copy on to the white card stock
2. Cut out the two shapes on the dotted lines.
3. Place TOP wheel on the TOP of the BOTTOM wheel.
4. Insert split pin in the center.
5. Have students spin and read.



Cut out the words and pictures. Paste them down where they belong matching each word and picture.

ad

ag

| | |
|--|--|
| | |
| | |

| | |
|--|--|
| | |
| | |

| | |
|--|--|
| | |
| | |

| | |
|--|--|
| | |
| | |

bad

glad

bag

rag



mad

dad



tag

wag



Connect the /ad/ word family words with the **ad**.

Connect the words that are NOT part of the /ad/ word family with the **X**.



Practice writing your /ad/ words.

| | | |
|-------|-------|-------|
| _____ | _____ | _____ |
| _____ | _____ | _____ |
| _____ | _____ | _____ |
| _____ | _____ | _____ |
| _____ | _____ | _____ |



What
is in the
ad house?

ad


set 1



When you are done cutting and pasting your words, finish the sentence below. Add a full-stop period.

In the house, I can see
a _____, and

Write the missing letters below. Cut out the boxes and glue the top flap onto the matching picture. ✂





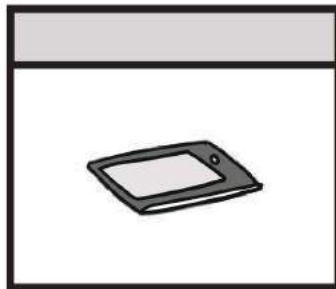


What
is in the

ad

ad house?




set 2



When you are done cutting and pasting your words, finish the sentence below. Add a full-stop period.

In the house, I can see
a _____, and

Write the missing letters below. Cut out the boxes and glue the top flap onto the matching picture. ✂



Cut out each of the puzzle pieces and glue them where they belong.

| | | | |
|-----|-----------------|------|-----------------|
| bad | glue piece here | glad | glue piece here |
| lad | glue piece here | pad | glue piece here |
| dad | glue piece here | mad | glue piece here |
| rad | glue piece here | sad | glue piece here |
| ad | glue piece here | ad | glue piece here |

Scissors icon

Smartphone icon

Boy thinking icon

Scissors icon

Boy icon

Boy with glasses icon

Boy with sad face icon

Man holding baby icon

Person in jail icon


Scissors icon

Boy with arms up icon

Color the word box that goes with the picture.


Write the words below.

1



| | |
|-----|-----|
| mad | pad |
|-----|-----|

2



| | |
|-----|-----|
| dad | pad |
|-----|-----|

3




| | |
|-----|-----|
| dad | sad |
|-----|-----|

4



| | |
|-----|-----|
| sad | lad |
|-----|-----|

5




| | |
|-----|-----|
| lad | rad |
|-----|-----|

6




| | |
|-----|-----|
| bad | mad |
|-----|-----|

7



| | |
|-----|-----|
| bad | rad |
|-----|-----|

8



| | |
|-----|------|
| sad | glad |
|-----|------|

1

2

3

4


5

6

7

8

Write the letters in the correct order to make the word that matches the picture.

| | | | |
|---|---|---------|---------|
| 1 |  | a g l d | g l a d |
| 2 |  | a d l | |
| 3 |  | s d a | |
| 4 |  | a d r | |
| 5 |  | p d a | |
| 6 |  | d a m | |
| 7 |  | b d a | |
| 8 |  | a d d | |









Write the letters in the correct order to make the word that matches the picture.

| | | | | | |
|---|---|---------|---|---|---|
| 1 |  | b d a | b | a | d |
| 2 |  | a d d | | | |
| 3 |  | p d a | | | |
| 4 |  | d a m | | | |
| 5 |  | s d a | | | |
| 6 |  | a d r | | | |
| 7 |  | a g l d | | | |
| 8 |  | a d l | | | |

UNSCRAMBLE the LETTERS Write the missing letter in the circle.
Write the letters in the correct order to make the word that matches the picture.


| | | | | | |
|---|---|-------|---|---|---|
| 1 |  | l d a | l | a | d |
| 2 |  | s | | a | |
| 3 |  | a | d | | |
| 4 |  | | g | d | |
| 5 |  | b | | a | |
| 6 |  | a | | d | |
| 7 |  | p | d | | |
| 8 |  | d | a | | |


Read and Write! Write the missing letter in the circle.
Write the letters in the correct order to make the word that matches the picture.

| | | | | | |
|---|---|----------------------|----------------------|----------------------|-------|
| 1 |  | <input type="text"/> | a | d | _____ |
| 2 |  | b | <input type="text"/> | d | _____ |
| 3 |  | m | <input type="text"/> | d | _____ |
| 4 |  | p | a | <input type="text"/> | _____ |
| 5 |  | <input type="text"/> | a | d | _____ |
| 6 |  | l | <input type="text"/> | d | _____ |
| 7 |  | d | a | <input type="text"/> | _____ |
| 8 |  | <input type="text"/> | a | d | _____ |

Say it! Build it! Write! Color the letters that spell the picture's name. Write the word on the line.


bad glad dad pad lad mad rad sad

1  t b b a e d m _____


2  s v u a n d i d _____


3  g l t s e f a d _____

4  j d k a o d r _____

5  r p l n a s d _____


6  r p q n a d h _____

7  f l l n a s d r _____


8  h t r k m s n a d _____

Say it! Build it! Write it! Color the letters that spell the picture's name. Write the word on the line.


bad glad rad sad lad dad pad mad

1 

| | | | | | | |
|---|---|---|----|---|---|---|
| s | v | l | fl | i | a | d |
|---|---|---|----|---|---|---|

2 


| | | | | | | |
|----|---|---|---|---|----|---|
| gl | t | s | a | f | ch | d |
|----|---|---|---|---|----|---|

3 


| | | | | | | |
|---|---|---|---|---|---|---|
| t | b | b | a | e | d | m |
|---|---|---|---|---|---|---|

4 


| | | | | | | |
|---|---|---|---|----|---|---|
| l | v | n | a | tr | d | r |
|---|---|---|---|----|---|---|

5 


| | | | | | | |
|---|----|---|---|---|---|---|
| h | pl | k | m | s | a | d |
|---|----|---|---|---|---|---|

6 

| | | | | | | |
|---|---|---|---|---|---|---|
| j | d | k | a | o | d | r |
|---|---|---|---|---|---|---|

7 

| | | | | | | |
|---|---|---|----|---|---|---|
| r | p | l | sh | a | s | d |
|---|---|---|----|---|---|---|

8 

| | | | | | | |
|---|---|---|----|---|---|---|
| r | p | q | wh | a | d | h |
|---|---|---|----|---|---|---|

Draw a line to match the letters.

Write the words two times each.



1.

| | | |
|---|---|---|
| b | e | d |
| n | a | g |



2.

| | | |
|---|---|---|
| t | a | b |
| p | o | d |



3.

| | | |
|---|---|---|
| n | a | d |
| g | l | p |



4.

| | | |
|---|---|---|
| l | o | d |
| t | a | s |



5.

| | | |
|---|---|---|
| d | a | m |
| h | u | d |



6.

| | | |
|---|---|---|
| r | a | k |
| a | a | d |



7.

| | | |
|----|---|---|
| fr | e | d |
| s | a | n |



8.


| | | |
|---|---|---|
| d | a | s |
| m | o | d |

SEE - SAY - CUT - PASTE - READ

ad set 1


Cut out the letters. Glue them under the pictures to spell the words correctly.

1.




| | | |
|--|--|--|
| | | |
|--|--|--|

2.




| | | |
|--|--|--|
| | | |
|--|--|--|

3.



| | | |
|--|--|--|
| | | |
|--|--|--|

4.



| | | |
|--|--|--|
| | | |
|--|--|--|

| | | | | | |
|---|---|---|---|---|---|
| a | a | a | a | d | d |
| d | d | l | d | m | p |




SEE - SAY - CUT - PASTE - READ

ad set 2


Cut out the letters. Glue them under the pictures to spell the words correctly.

1.




| | | |
|--|--|--|
| | | |
|--|--|--|

2.




| | | |
|--|--|--|
| | | |
|--|--|--|

3.



| | | |
|--|--|--|
| | | |
|--|--|--|

4.



| | | |
|--|--|--|
| | | |
|--|--|--|

| | | | | | |
|---|---|---|---|---|----|
| a | a | a | a | d | d |
| d | d | r | s | b | gl |



Trace

write

color

glad

glad

Trace

write

color

lad

lad

Trace

write

color

dad

dad

Trace

write

color

pad

pad

Write a sentence of your own using some words from above.

Trace

write

color

bad

bad

Trace

write

color

mad

mad

Trace

write

color

rad

rad

Trace

write

color

sad

sad

Write a sentence of your own using some words from above.

SENTENCE BUILDING

The pad is grey.



He has a sad face.



Cut out the words and paste them in the boxes above to make a sentence. Then, write your sentence on the line.



| | | | | | |
|-----|------|-----|-----|----|---|
| pad | grey | The | is | . | |
| sad | face | a | has | He | . |

SENTENCE BUILDING



That is a bad man.



He had a rad day.

Cut out the words and paste them in the boxes above to make a sentence. Then, write your sentence on the line.



| | | | | | |
|-----|-----|-----|-----|------|---|
| man | is | bad | a | That | . |
| He | rad | a | day | had | . |

SENTENCE BUILDING



He is glad to see you.



That lad is my friend.

Cut out the words and paste them in the boxes above to make a sentence. Then, write your sentence on the line.



| | | | | | | |
|-----|----|----|------|--------|------|---|
| you | to | He | is | see | glad | . |
| lad | is | my | That | friend | . | . |

SENTENCE BUILDING



I love my dad.



He is mad at me.

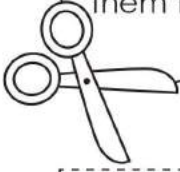
Cut out the words and paste them in the boxes above to make a sentence. Then, write your sentence on the line.



| | | | | | |
|----|-----|----|------|-----|---|
| my | dad | I | love | . | |
| me | He | at | is | mad | . |

Let's Read the ad Words

Directions: To assemble your flip-book reader, cut out all the boxes along the dashed-black lines. Attach the smaller boxes on top of each other by stapling them to the shaded gray area indicated. The top box has the word "Name" on it.



Bottom of Book

ad e



b



d



l



gl



p



m



s



s

d

r

e









l

e



Directions: Cut out the letters and build the words to match the pictures.

See It! Build It!

| | | | | | | | |
|---|---|---|---|--|---|---|---|
|  | | a | |  | | a | |
|  | | | d |  | | | |
|  | | a | |  | | | d |
|  | s | a | |  | r | | d |

Directions: Draw and write two of your own /ad/ words in the boxes below.

| | | | | | | | |
|--|--|--|--|--|--|--|--|
| | | | | | | | |
|--|--|--|--|--|--|--|--|

a a a a a a d d d d d d b

p

-

d

g

m

Directions: Read the sentence and match the picture to it.

Match It!


Set 1

1



He is glad to see you.

2



That lad is my friend.

3



I love my dad.

4







He is mad at me.

5



Directions: Draw and write your own /ad/ word sentence.




Directions: Read the sentence and match the picture to it.

Match It!

Set 2



The pad is grey.




He has a sad face.




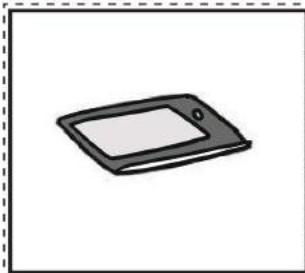
That is a bad man.



He had a rad day.



Directions: Draw and write your own /ad/ word sentence.




Directions: Read the sentence and write the missing word in the blank. Use the pictures to help you.

Set 1

FILL IT!

1 This _____ wants to play.



2 The _____ man is stealing.



3 The _____ is grey.



4 He is _____ to meet you.



5 Directions: Draw and write your own /ad/ word sentence.



bad glad lad pad

Set 2

Directions: Read the sentence and write the missing word in the blank. Use the pictures to help you.

FILL IT!


1 He is _____ today.



2 We had a _____ day.



3 He is _____.



4 _____ is playing with me.



5 Directions: Draw and write your own /ad/ word sentence.



rad sad mad dad

Directions: Trace the words
and draw a matching picture.

ad DRAW IT!

bad

lad

glad

mad

pod

rod

sad


pod

sad

mad


dad

glad




Directions: Look at the pictures and write the word that matches.


ad WRITE IT!


















Directions: Draw and write your own /ad/ words.

Directions: Circle the words that belong with the /ad/ word family.

CIRCLE IT!

bad



bag

glad

rag

mad

tag

glad

wag

rad

nag

lad

sad

dad

snag


flag

bad

pad

Directions: Draw a line to connect the picture with the word it matches.

CONNECT IT



1. rad

2. glad

3. bad


4. sad

5. dad










6. pad

7. mad

8. lad



Circle the correct word and write it on the line.

| | | |
|--|--|--|
| <p>1. </p> <p>bad glad</p> <p>_____</p> <p>-----</p> <p>_____</p> | <p>2. </p> <p>rad pad</p> <p>_____</p> <p>-----</p> <p>_____</p> | <p>3. </p> <p>pad lad</p> <p>_____</p> <p>-----</p> <p>_____</p> |
| <p>4. </p> <p>glad dad</p> <p>_____</p> <p>-----</p> <p>_____</p> | <p>5. </p> <p>pad sad</p> <p>_____</p> <p>-----</p> <p>_____</p> | <p>6. </p> <p>dad mad</p> <p>_____</p> <p>-----</p> <p>_____</p> |
| <p>7. </p> <p>lad sad</p> <p>_____</p> <p>-----</p> <p>_____</p> | <p>8. </p> <p>bad mad</p> <p>_____</p> <p>-----</p> <p>_____</p> | <p>9. </p> <p>lad sad</p> <p>_____</p> <p>-----</p> <p>_____</p> |
| <p>man is The today. sad</p> | | |

Sort the words above to make a complete sentence below.

Choose words from today's lesson. Write and draw them below.

| | |
|---|---|
| <p>1.</p> <p>Word: _____</p> <p>_____</p> <p>_____</p> | <p>2.</p> <p>Word: _____</p> <p>_____</p> <p>_____</p> |
| <p>3.</p> <p>Word: _____</p> <p>_____</p> <p>_____</p> | <p>4.</p> <p>Word: _____</p> <p>_____</p> <p>_____</p> |

Name: _____

Date: _____

Choose words from today's lesson. Write and draw them below.

| | |
|---|---|
| <p>1.</p> <p>Word: _____</p> <hr/> <hr/> <hr/> | <p>2.</p> <p>Word: _____</p> <hr/> <hr/> <hr/> |
| <p>3.</p> <p>Word: _____</p> <hr/> <hr/> <hr/> | <p>4.</p> <p>Word: _____</p> <hr/> <hr/> <hr/> |

I Can Read and Match

Trace each word, then match them to the correct picture.

dad

1

a



pad

2

b



mad

3

c



sad

4

d



soad

5

e



load

6

f



lad

7


g



glad

8

h



Draw and write a story using as many words from the right as you can!

Sample



bad



glad



sad



rad



lad



pad



dad



mad

Draw and write two sentences using some of the words to the right.



bad



glad



sad



rad



lad



pad










dad




mad

Sample

Circle the correct word and write it on the line. Add a full-stop period to each sentence.

| | | | |
|----|---|-------------|------------------------|
| 1. |  | bad glad | He is _____ to see you |
| 2. |  | glad dad | I love my _____ |
| 3. |  | rad pad | The _____ is grey |
| 4. |  | pad sad | He has a _____ face |
| 5. |  | sad mad | The man is _____ |
| 6. |  | mad lad | The _____ is happy |
| 7. |  | lad bad | He is a _____ man |

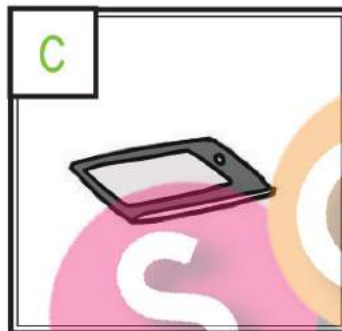
Match the pictures to their sentences by writing the correct letters in the box.



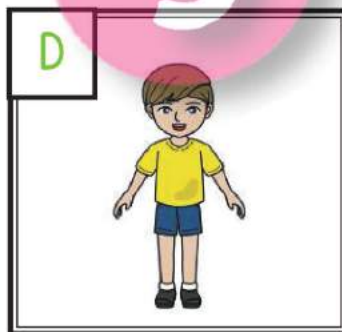
- The pad is grey.
- He has a sad face.





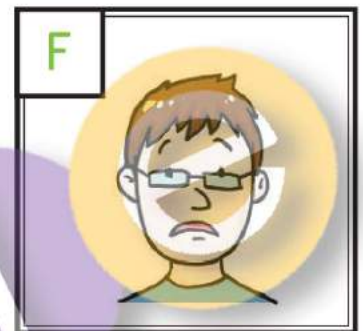
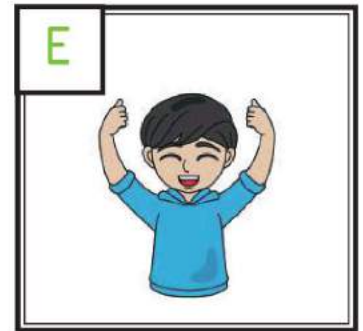
- That is a bad man.
- He had a rad day.



- He is glad to see you.
- That lad is my friend.



- I love my dad.
- He is mad at me.



Write a great sentence of your own on the lines below.

Cut and paste the words on the right in alphabet order.

Cut & Paste



sad



bad



glad



dad



lad



mad



pad



| | | |
|--|--|--|
| | | |
| | | |
| | | |
| | | |
| | | |
| | | |
| | | |
| | | |
| | | |
| | | |
| | | |
| | | |

Sample

Cut and paste the pictures. Then, write each word 2 times each.

Cut & Paste

glad

glad

bad

bad

mad

mad

dad

dad

rad

rad

lad

lad

pad

pad





Cut & Paste

Cut and paste the pictures. Then, write each word 2 times each.

glad

glad

Handwriting lines for the word 'glad' (top and bottom solid lines, middle dashed line)

bad

bad

Handwriting lines for the word 'bad' (top and bottom solid lines, middle dashed line)

mad

mad

Handwriting lines for the word 'mad' (top and bottom solid lines, middle dashed line)

dad

dad

Handwriting lines for the word 'dad' (top and bottom solid lines, middle dashed line)

sad

sad

Handwriting lines for the word 'sad' (top and bottom solid lines, middle dashed line)

lad

lad

Handwriting lines for the word 'lad' (top and bottom solid lines, middle dashed line)

pad

pad

Handwriting lines for the word 'pad' (top and bottom solid lines, middle dashed line)



Sort the words to make a great sentence on the lines below.

is

He



man.

bad

a

www.PhonicsGarden.com

Write a sentence of your own about the picture.

Sort the words to make a great sentence on the lines below.

had

rad



day.

He

a

www.PhonicsGarden.com

Write a sentence of your own about the picture.

Sort the words to make a great sentence on the lines below.

is

The



boy

e

glad.

www.PhonicsGarden.com

Write a sentence of your own about the picture.

Sort the words to make a great sentence on the lines below.

He

face.



has

a

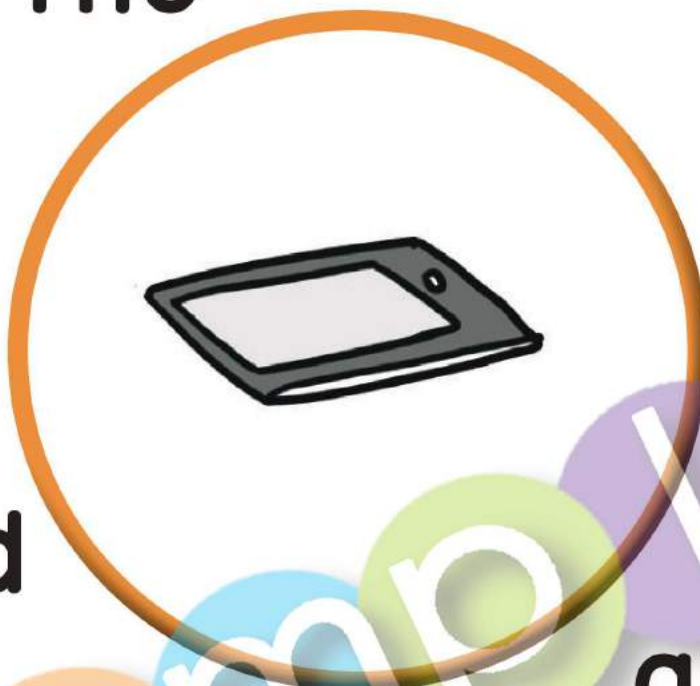
sad

www.PhonicsGarden.com

Write a sentence of your own about the picture.

Sort the words to make a great sentence on the lines below.

The



is

pad

e

grey.

s

d

r

p

l

Write a sentence of your own about the picture.

Sort the words to make a great sentence on the lines below.

mad.



The

man

is

e


www.PhonicsGarden.com

Write a sentence of your own about the picture.

Sort the words to make a great sentence on the lines below.

This

lad



happy.

is

e

www.PhonicsGarden.com

Write a sentence of your own about the picture.

Sort the words to make a great sentence on the lines below.

are

and



child

playing.

Dad

Write a sentence of your own about the picture.

I Say, Spell, Cut and Paste

ad
Word Spelling

Say, Trace, Cut & Paste, and Spell each picture word correctly.



| | |
|--|--|
| | |
|--|--|

www.PhonicsGarden.com




| | |
|--|--|
| | |
|--|--|

www.PhonicsGarden.com



| | |
|--|--|
| | |
|--|--|



| | |
|--|--|
| | |
|--|--|

Trace on the inside of the letters. Then cut them out and glue them down to spell the pictures above.

| | | | |
|---|---|----|----|
| m | p | ad | ad |
| d | l | ad | ad |



I Say, Spell, Cut and Paste

ad
Word Spelling

Say, Trace, Cut & Paste, and Spell each picture word correctly.



| | |
|--|--|
| | |
|--|--|

www.PhonicsGarden.com



| | |
|--|--|
| | |
|--|--|



| | |
|--|--|
| | |
|--|--|












| | |
|--|--|
| | |
|--|--|

Trace on the inside of the letters. Then cut them out and glue them down to spell the pictures above.

| | | | |
|---|----|----|----|
| s | b | ad | ad |
| r | gl | ad | ad |



Look at each picture. Circle the correct word..

| | | |
|---|---|---|
| <p>1</p>  <p>bad mad sad</p> | <p>2</p>  <p>rad sad pad</p> | <p>3</p>  <p>pad glad dad</p> |
| <p>4</p>  <p>dad sad glad</p> | <p>5</p>  <p>bad pad rad</p> | <p>6</p>  <p>lad bad dad</p> |
| <p>7</p>  <p>lad pad rad</p> | <p>8</p>  <p>mad pad dad</p> | <p>9</p>  <p>sad rad dad</p> |
| <p>a had The day. man rad</p> | | |

Sort the words above to make a great sentence below.

See, Say, and Spell - Word Family - ad

Write in the missing letters for the word family words below. How many word family /ad/ words did you find?

Write the correct letter blend to complete the words below.



___ad



___ag



___ad



___ad



___ag



___ad



___ag



___ad



___ag



___ad



___ag



___ag



___ad



___ag



___ad

See, Say, and Spell - Word Family - ad

Write the missing letters to complete the words below.

bad dad lad mad sad glad rad pad



d _____



b _____



l _____



m _____



t _____



p _____



w _____



s _____



n _____



gl _____



sn _____



fl _____



r _____












r _____



b _____








MEMORY GAME



| | | |
|--|--|--|
|  <p>www.PhonicsGarden.com</p> |  <p>www.PhonicsGarden.com</p> |  <p>www.PhonicsGarden.com</p> |
|  <p>www.PhonicsGarden.com</p> |  <p>www.PhonicsGarden.com</p> |  <p>www.PhonicsGarden.com</p> |
|  <p>www.PhonicsGarden.com</p> |  <p>www.PhonicsGarden.com</p> |  <p>www.PhonicsGarden.com</p> |

MEMORY GAME



| | | |
|--|--|--|
|  <p>www.PhonicsGarden.com</p> |  <p>www.PhonicsGarden.com</p> |  <p>www.PhonicsGarden.com</p> |
|  <p>www.PhonicsGarden.com</p> |  <p>www.PhonicsGarden.com</p> |  <p>www.PhonicsGarden.com</p> |
|  <p>www.PhonicsGarden.com</p> | <p>www.PhonicsGarden.com</p> | <p>www.PhonicsGarden.com</p> |

MEMORY GAME



bad

www.PhonicsGarden.com

bad

www.PhonicsGarden.com

rad

www.PhonicsGarden.com

rad

www.PhonicsGarden.com

glad

www.PhonicsGarden.com

glad

www.PhonicsGarden.com

sad

www.PhonicsGarden.com

sad

www.PhonicsGarden.com

pad

www.PhonicsGarden.com

MEMORY GAME



pad

www.PhonicsGarden.com

mad

www.PhonicsGarden.com

mad

www.PhonicsGarden.com

lad

www.PhonicsGarden.com

lad

www.PhonicsGarden.com

dad

www.PhonicsGarden.com

dad

www.PhonicsGarden.com

www.PhonicsGarden.com

www.PhonicsGarden.com

FLASH CARDS



bad

www.PhonicsGarden.com



bad

www.PhonicsGarden.com



rad

www.PhonicsGarden.com



rad

www.PhonicsGarden.com



glad

www.PhonicsGarden.com



glad

www.PhonicsGarden.com



sad

www.PhonicsGarden.com



sad

www.PhonicsGarden.com










pad

www.PhonicsGarden.com

FLASH CARDS



| | | |
|--|--|--|
|  <p>pad</p> <p>www.PhonicsGarden.com</p> |  <p>mad</p> <p>www.PhonicsGarden.com</p> |  <p>mad</p> <p>www.PhonicsGarden.com</p> |
|  <p>lad</p> <p>www.PhonicsGarden.com</p> |  <p>lad</p> <p>www.PhonicsGarden.com</p> |  <p>dad</p> <p>www.PhonicsGarden.com</p> |
|  <p>dad</p> <p>www.PhonicsGarden.com</p> | <p>www.PhonicsGarden.com</p> | <p>www.PhonicsGarden.com</p> |