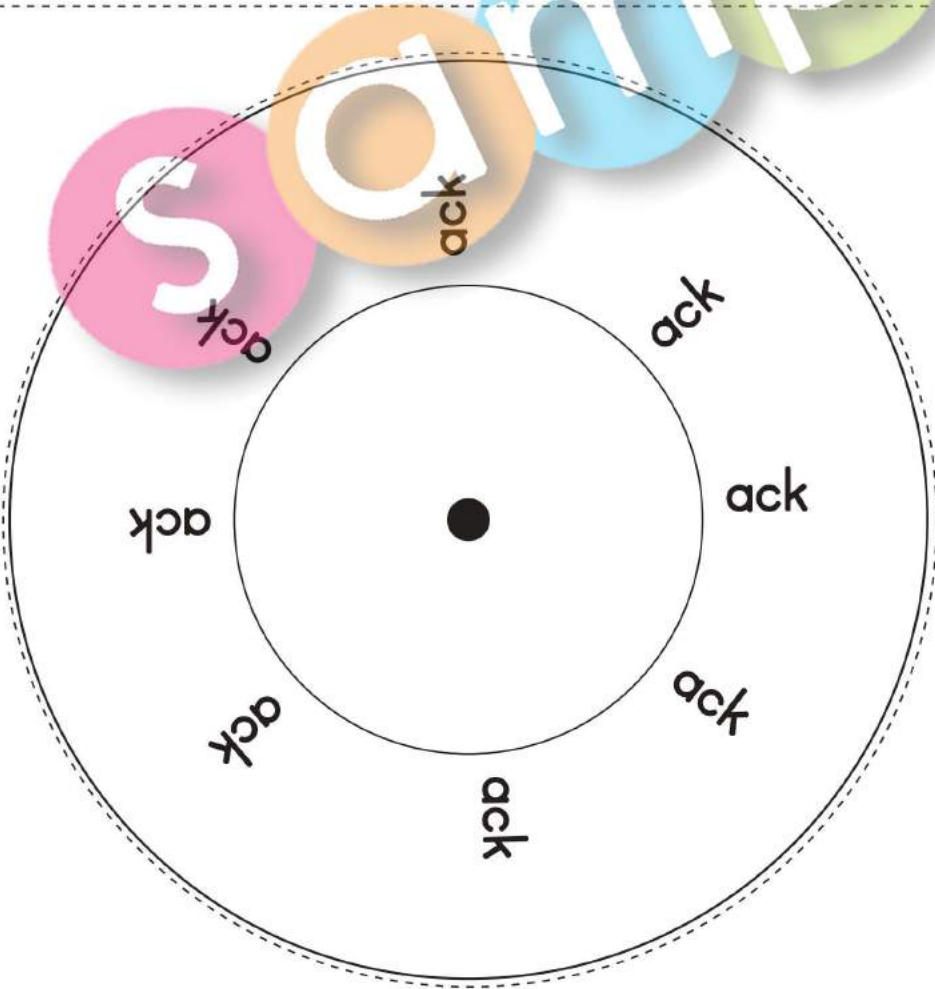

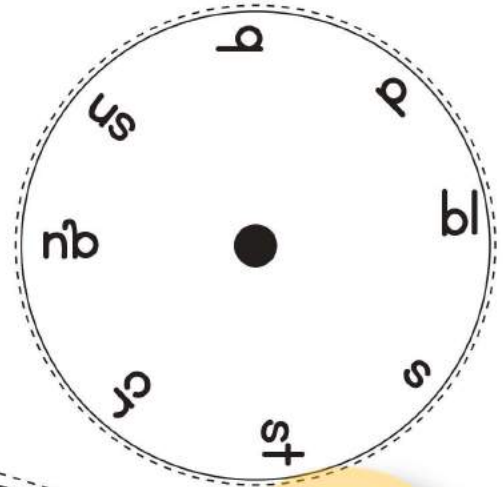


After you have finished assembling your word wheel, practice writing each word as you spin the wheel. Spin, read, and write your new words!

Write each word on your word-wheel 2 times each.

| | | | |
|---|---|---|---|
| <hr/> <hr/> <hr/> <hr/> <hr/> <hr/> <hr/> <hr/> | <hr/> <hr/> <hr/> <hr/> <hr/> <hr/> <hr/> <hr/> | <hr/> <hr/> <hr/> <hr/> <hr/> <hr/> <hr/> <hr/> | <hr/> <hr/> <hr/> <hr/> <hr/> <hr/> <hr/> <hr/> |
| <hr/> <hr/> <hr/> <hr/> <hr/> <hr/> <hr/> <hr/> | <hr/> <hr/> <hr/> <hr/> <hr/> <hr/> <hr/> <hr/> | <hr/> <hr/> <hr/> <hr/> <hr/> <hr/> <hr/> <hr/> | <hr/> <hr/> <hr/> <hr/> <hr/> <hr/> <hr/> <hr/> |








SPINNER ack word family

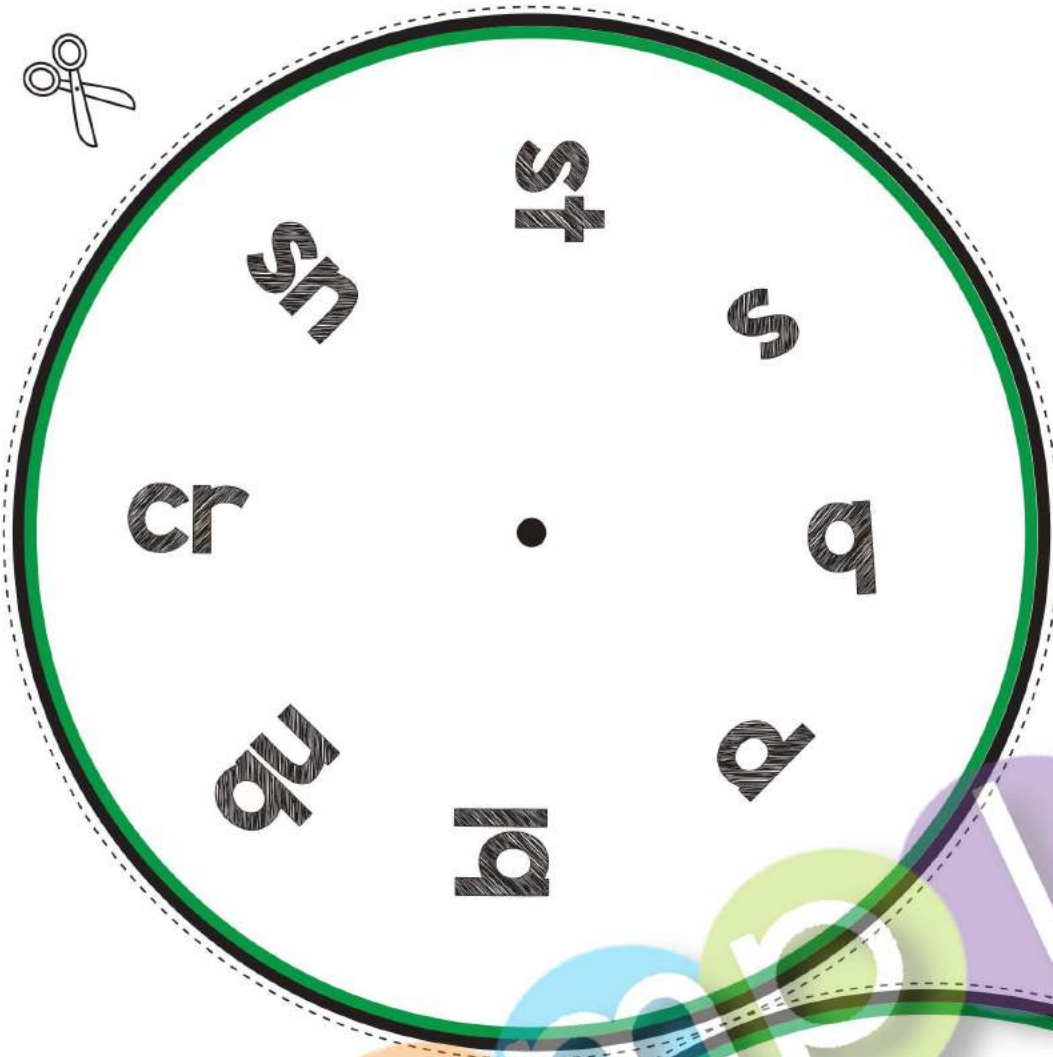
www.PhonicsGarden.com



A large, semi-transparent watermark reading "Sampl" is positioned horizontally across the center of the page, overlapping both spinners.

The bottom spinner is divided into five segments, each containing an illustration and the word "ack" written in a dotted font for tracing. Starting from the top and moving clockwise, the segments are:

- A blue vase with a crack and a speech bubble containing the word "quack".
- A black marker with a brush tip.
- A blue school bag.
- A child with a backpack.
- A brown sack.

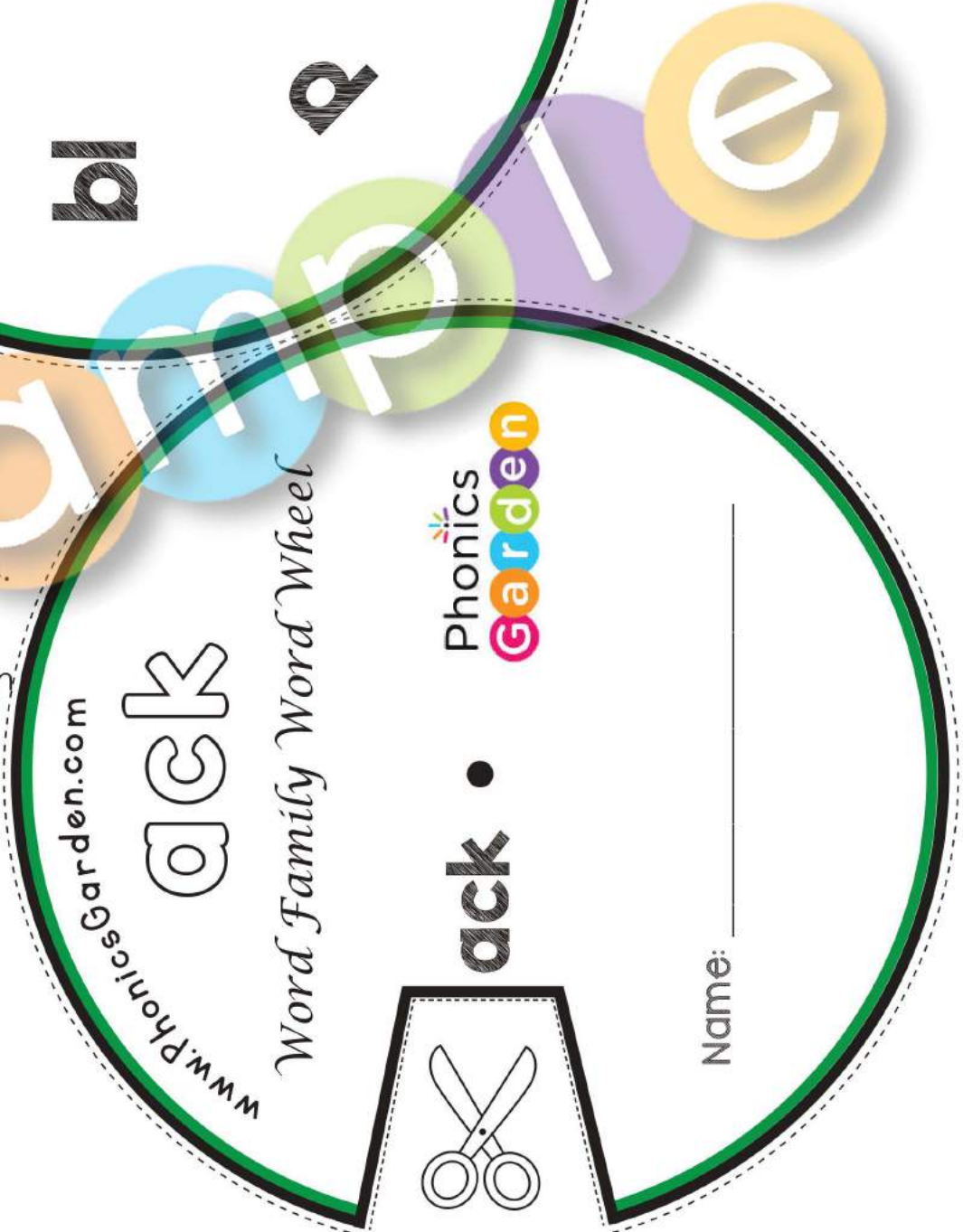


~ack Words

Step 1: Print the word wheel on card stock paper for best results.

Step 2: Attach the front to the back with a brass paper fastener, paperclip, or another fastening object.

Step 3: Have your students spin the wheel to make and read the words.



www.PhonicsGarden.com

ack

Word Family Word Wheel



ack •

Name: _____



Word Wheel

This Word Wheel will help your students practice reading. Moving the wheel will match the word with the picture clue.

ack

Word Family Word Wheel

Name: _____

www.PhonicsGarden.com

TOP

Instructions

1. Copy on to the white card stock
2. Cut out the two shapes on the dotted lines.
3. Place TOP wheel on the TOP of the BOTTOM wheel.
4. Insert split pin in the center.
5. Have students spin and read.

crack

sack

back

quack

back

sack

back

BOTTOM