


Name: \_\_\_\_\_

Date: \_\_\_\_\_

Hint: Use a paperclip as your spinner.

# Spin and Spell

Spin the spinner. Spell and write the **ab** word.



lab    jab    cab

drab    tab    fab

_____
_____
_____
_____
_____
_____
_____
_____
_____
_____

_____
_____
_____
_____
_____
_____
_____
_____
_____
_____

Which **ab** word did you spin on and write the most? Write it again here!

_____
_____
_____

Name: \_\_\_\_\_

Date: \_\_\_\_\_

Spin a picture. Read the word.

Write the word in the matching letter boxes.

Place a check mark next to the word after it is written.

☐ lab


☐ jab

☐ cab

☐ drab

☐ tab

☐ fab



Hint: Use a paperclip as your spinner.








# Spin and Build

# ab

Spin a picture.  
Cut and paste the letters to build  
the matching words.



--	--	--



--	--	--



--	--	--



--	--	--



--	--	--



--	--	--

Write your words on the lines.




jab

cab

drab

tab

fab

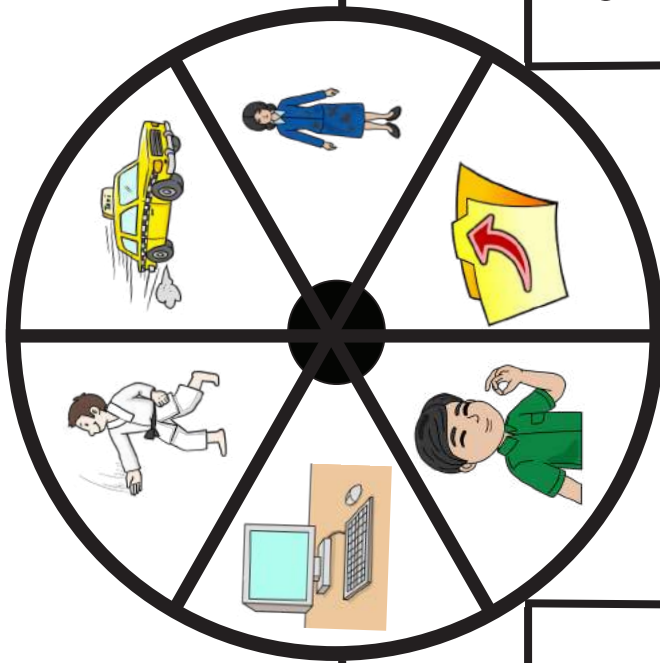
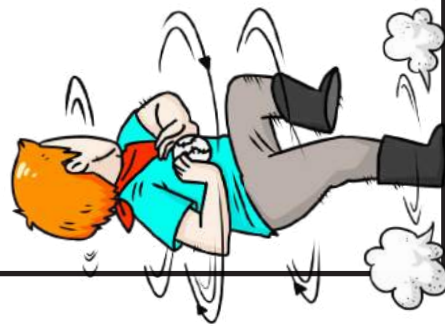
lab

a	a	a	a	a	a	b	b	b
b	b	b	j	dr	l	t	f	c


# Set One

# Spin, Color, and Win!

Each player takes a turn to spin a picture and color the matching word.  
First player to color all words wins the game.



cab



player 1

player 2

jab	fab	tab
cab	jab	jab
lab	fab	cab
tab	jab	drab
drab	fab	lab

cab
jab
fab
drab

cab	cab	lab
drab	jab	drab
fab	tab	cab
fab	cab	fab
tab	fab	lab
jab	cab	jab
cab	fab	lab




# Set Two

## Spin, Color, and Win!

Each player takes a turn to spin a picture and color the matching word.

First player to color all words wins the game.



drab

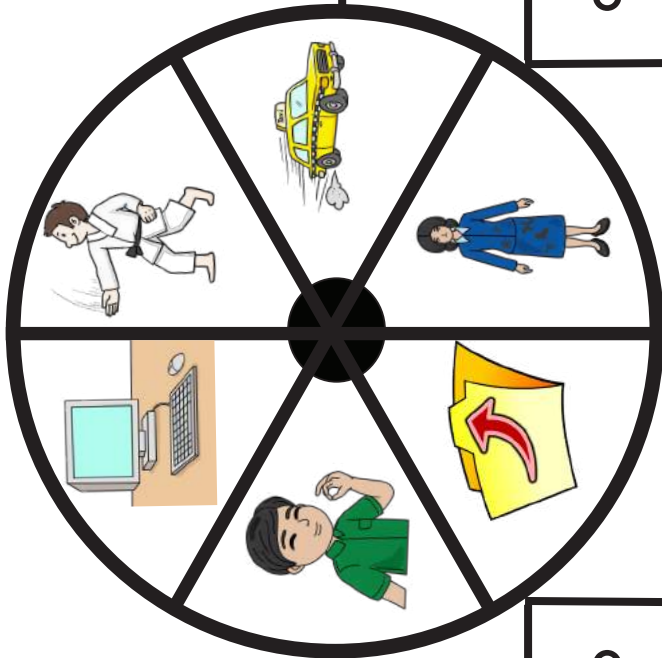


player 1

drab	lab	grab
slab	grab	lab
tab	tab	slab
slab	slab	lab
drab	lab	grab

player 2

drab	lab	grab
lab	tab	slab
slab	lab	grab
lab	slab	tab
grab	lab	grab

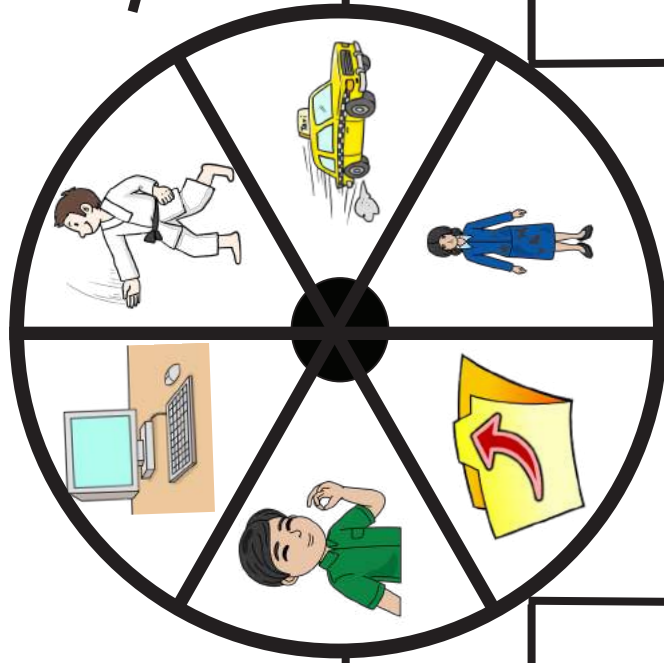


Make Your Own: #1

# Spin, Color, and Win!



Each player takes a turn to spin a picture and color the matching word.  
First player to color all words wins the game.



player 1

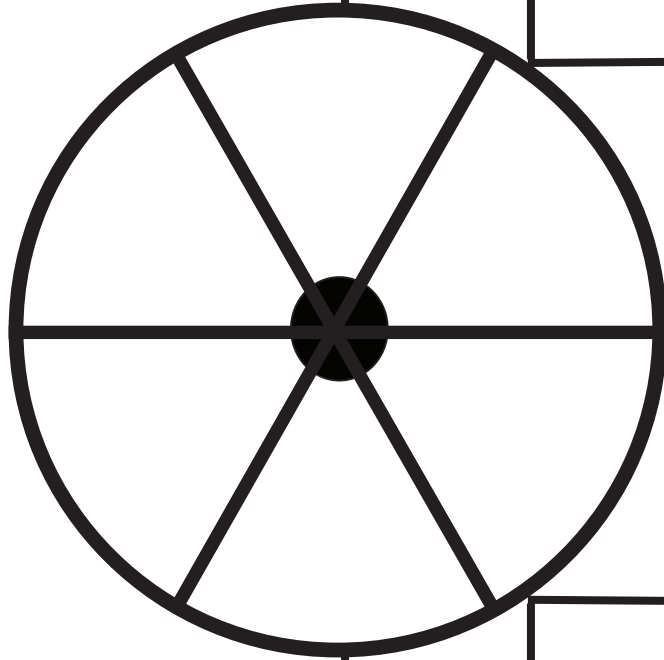
player 2



## Make Your Own: #2

## Spin, Color, and Win!

Each player takes a turn to spin a picture and color the matching word.  
First player to color all words wins the game.



player 1

player 2




\_\_\_\_\_

\_\_\_\_\_

\_\_\_\_\_


\_\_\_\_\_

\_\_\_\_\_

\_\_\_\_\_



jab



lab

cab



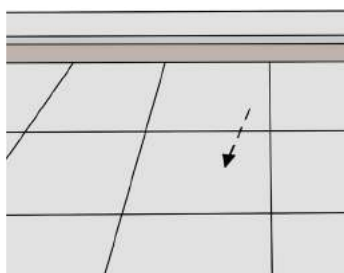
fab

tab



drab

slab



grab





j ab




www.PhonicsGarden.com

c ab



www.PhonicsGarden.com

l ab



www.PhonicsGarden.com

f ab



www.PhonicsGarden.com

t ab



www.PhonicsGarden.com

dr ab



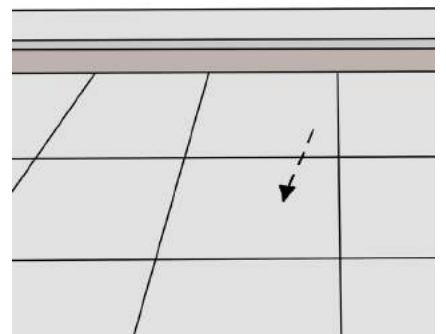
www.PhonicsGarden.com

gr ab



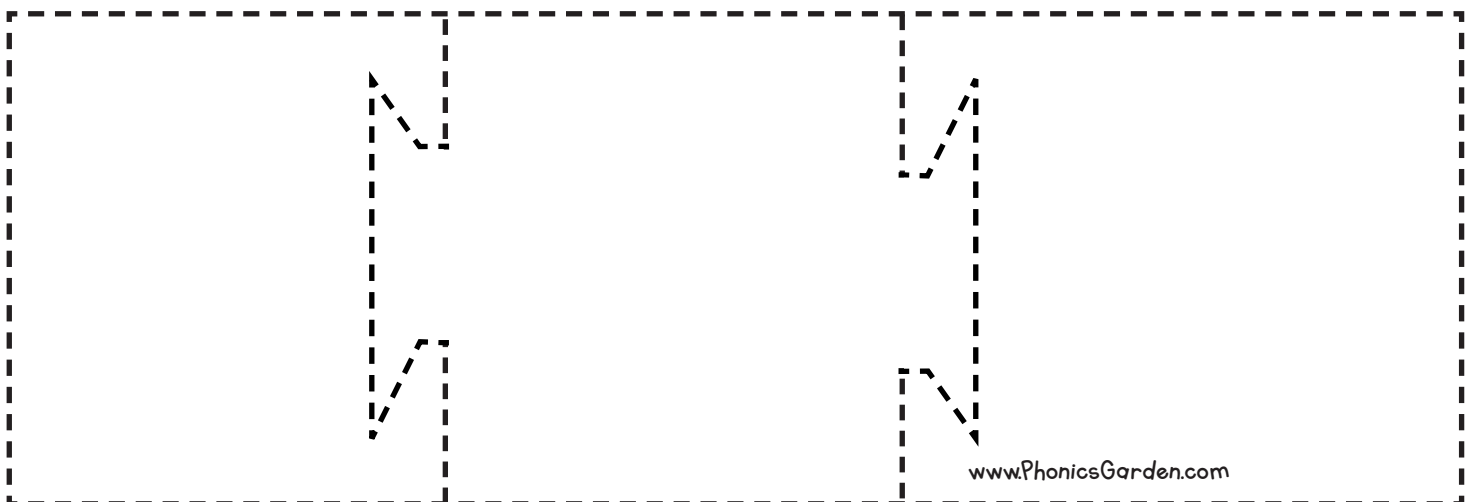
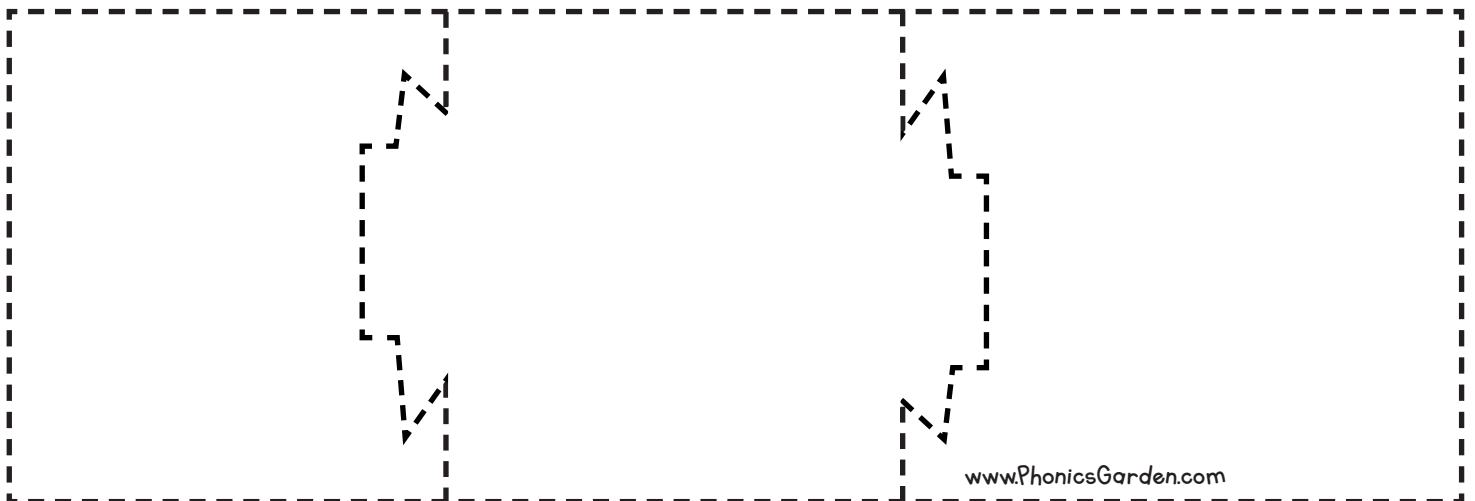
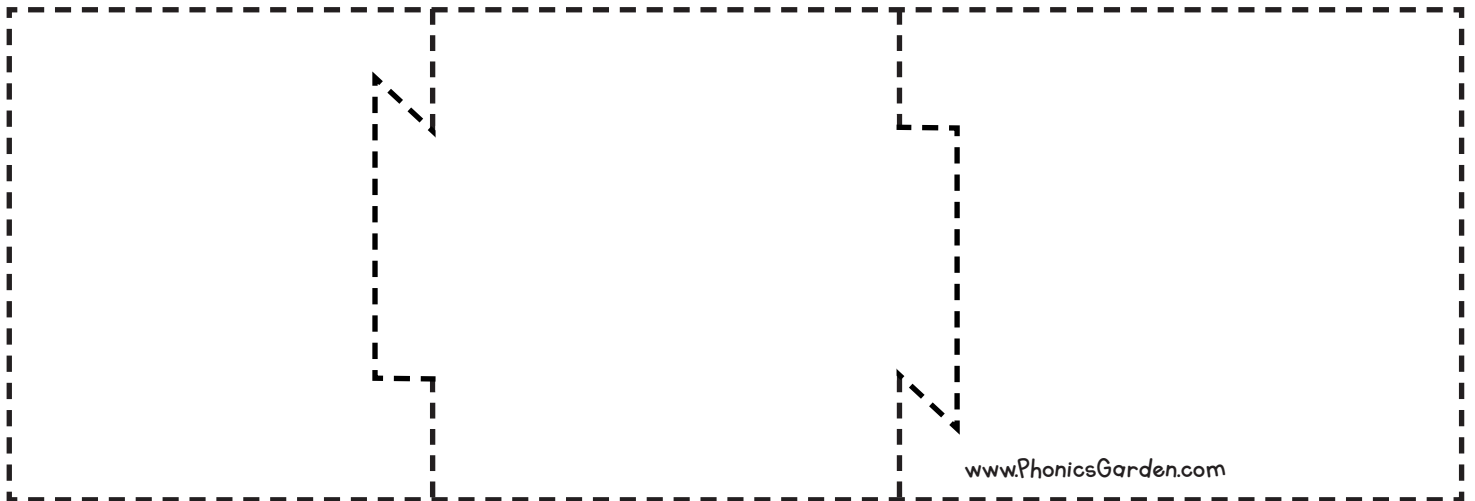
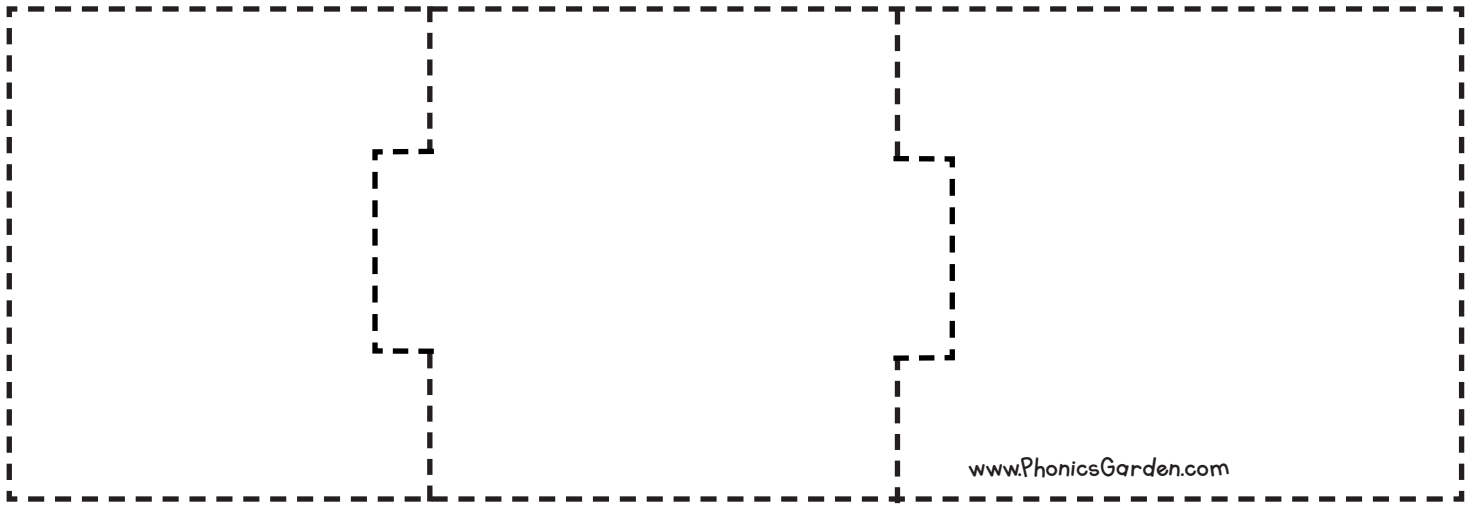
www.PhonicsGarden.com

sl ab



www.PhonicsGarden.com


Draw and write your own word puzzles on this page.




Draw and write your own word puzzles on this page.




[www.PhonicsGarden.com](http://www.PhonicsGarden.com)



[www.PhonicsGarden.com](http://www.PhonicsGarden.com)



[www.PhonicsGarden.com](http://www.PhonicsGarden.com)



[www.PhonicsGarden.com](http://www.PhonicsGarden.com)





Add the missing letters.

Write the words on  
the lines below.

**word family**  
Word Spelling

\_\_\_\_\_ ab

\_\_\_\_\_ ab

\_\_\_\_\_ ab

\_\_\_\_\_ ab

\_\_\_\_\_ ab

\_\_\_\_\_ ab

\_\_\_\_\_ ab

\_\_\_\_\_ ab

1. lab

5. \_\_\_\_\_

2. \_\_\_\_\_

6. \_\_\_\_\_

3. \_\_\_\_\_

7. \_\_\_\_\_

4. \_\_\_\_\_

8. \_\_\_\_\_

Choose one or two words from above and make a great sentence below.

\_\_\_\_\_

\_\_\_\_\_

\_\_\_\_\_

\_\_\_\_\_

\_\_\_\_\_

Add the missing letters.

Write the words on  
the lines below.

**Word Family**  
Word Spelling

l \_ \_ \_

sl \_ \_ \_

c \_ \_ \_

t \_ \_ \_

f \_ \_ \_

j \_ \_ \_

gr \_ \_ \_

dr \_ \_ \_

1. lab

5. \_\_\_\_\_

2. \_\_\_\_\_

6. \_\_\_\_\_

3. \_\_\_\_\_

7. \_\_\_\_\_

4. \_\_\_\_\_

8. \_\_\_\_\_

Choose one or two words from above and make a great sentence below.

\_\_\_\_\_

\_\_\_\_\_

\_\_\_\_\_

\_\_\_\_\_

\_\_\_\_\_

After you have finished assembling your word wheel, practice writing each word as you spin the wheel. Spin, read, and write your new words!

Write each word on your word-wheel 2 times each.

\_\_\_\_\_

-----

\_\_\_\_\_

\_\_\_\_\_

-----

\_\_\_\_\_

\_\_\_\_\_

-----

\_\_\_\_\_

\_\_\_\_\_

-----

\_\_\_\_\_

\_\_\_\_\_

-----

\_\_\_\_\_

\_\_\_\_\_

-----

\_\_\_\_\_

\_\_\_\_\_

-----

\_\_\_\_\_

\_\_\_\_\_

-----

\_\_\_\_\_

\_\_\_\_\_

-----

\_\_\_\_\_

\_\_\_\_\_

-----

\_\_\_\_\_

\_\_\_\_\_

-----

\_\_\_\_\_

\_\_\_\_\_

-----

\_\_\_\_\_

\_\_\_\_\_

-----

\_\_\_\_\_

\_\_\_\_\_

-----

\_\_\_\_\_

\_\_\_\_\_

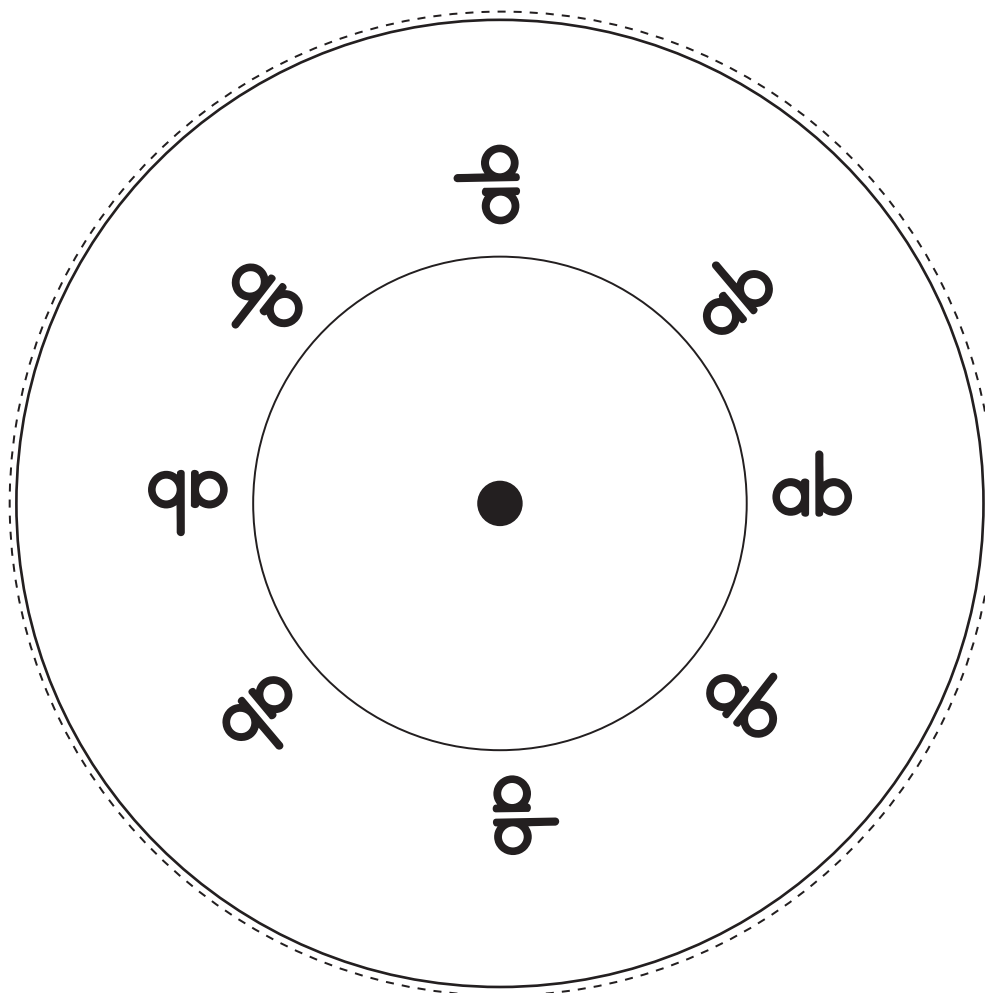
-----

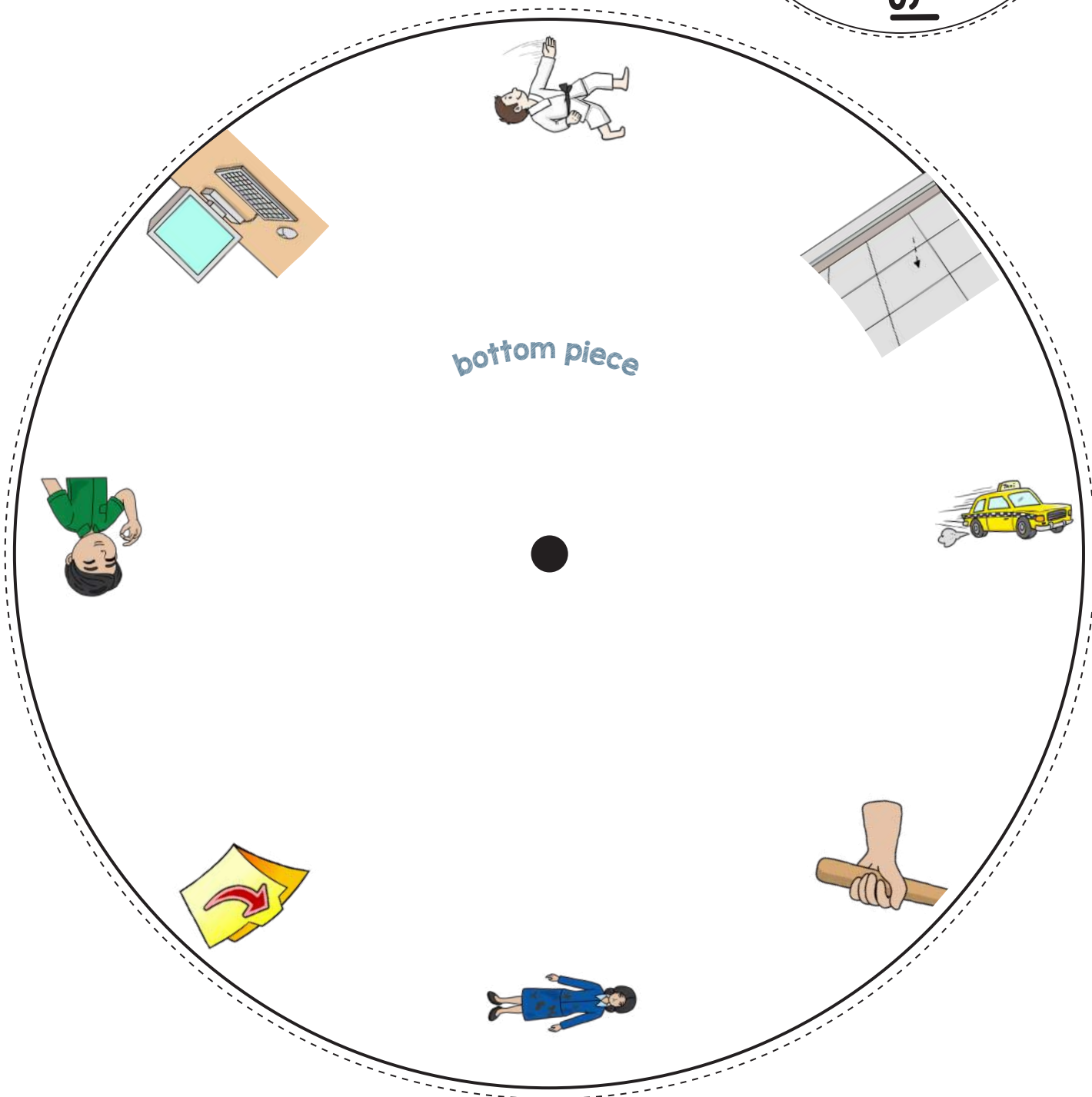
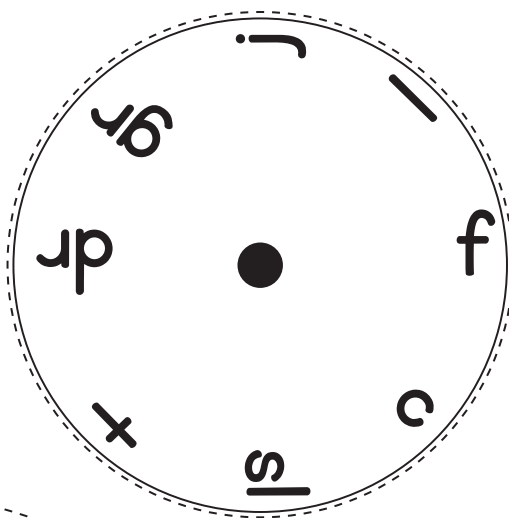
\_\_\_\_\_

\_\_\_\_\_

-----



\_\_\_\_\_














## ~ab Words

Step 1:  
Print the word  
wheel on card stock  
paper for best results.

Step 2: Attach the  
front to the back with  
a brass paper  
fastener, paperclip,  
or another fastening  
object.

Step 3: Have your  
students spin the  
wheel to make and  
read the words.

www.PhonicsGarden.com

ab

Word Family Word Wheel

Phonics  
Garden

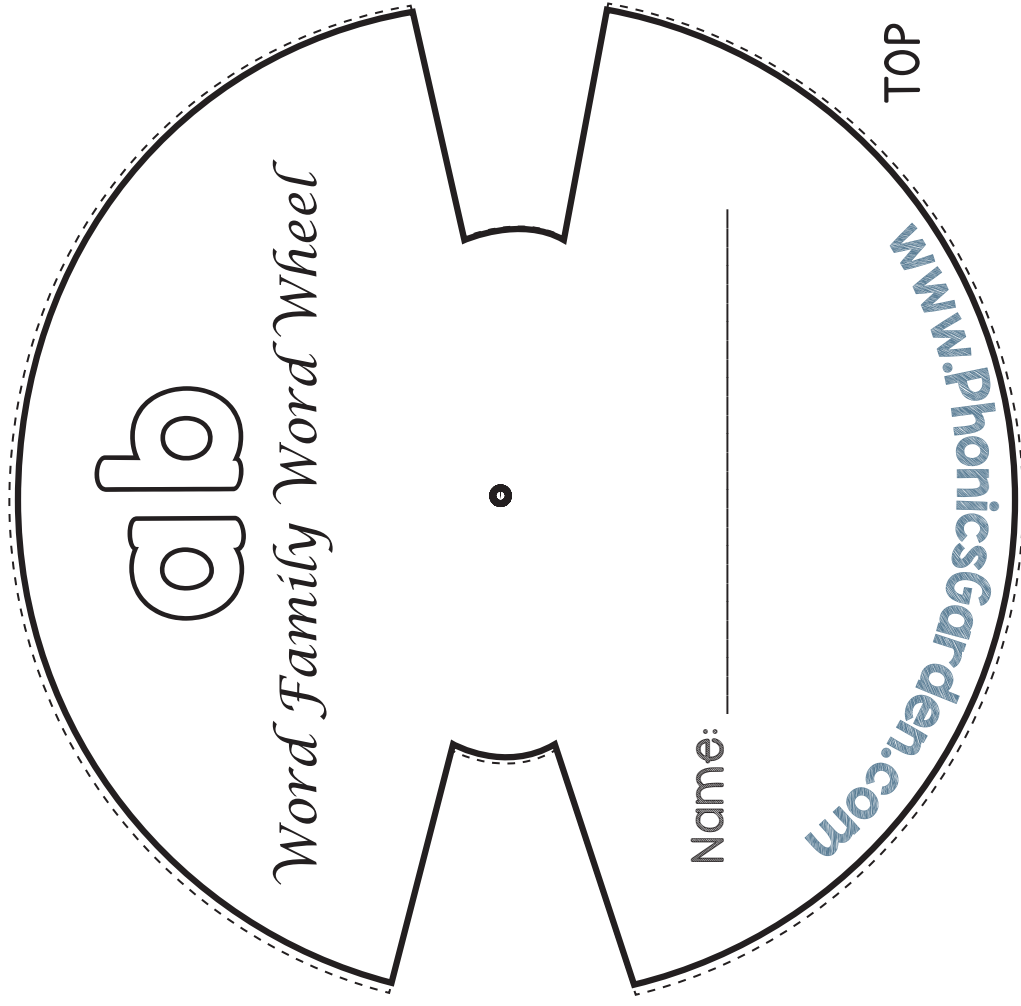
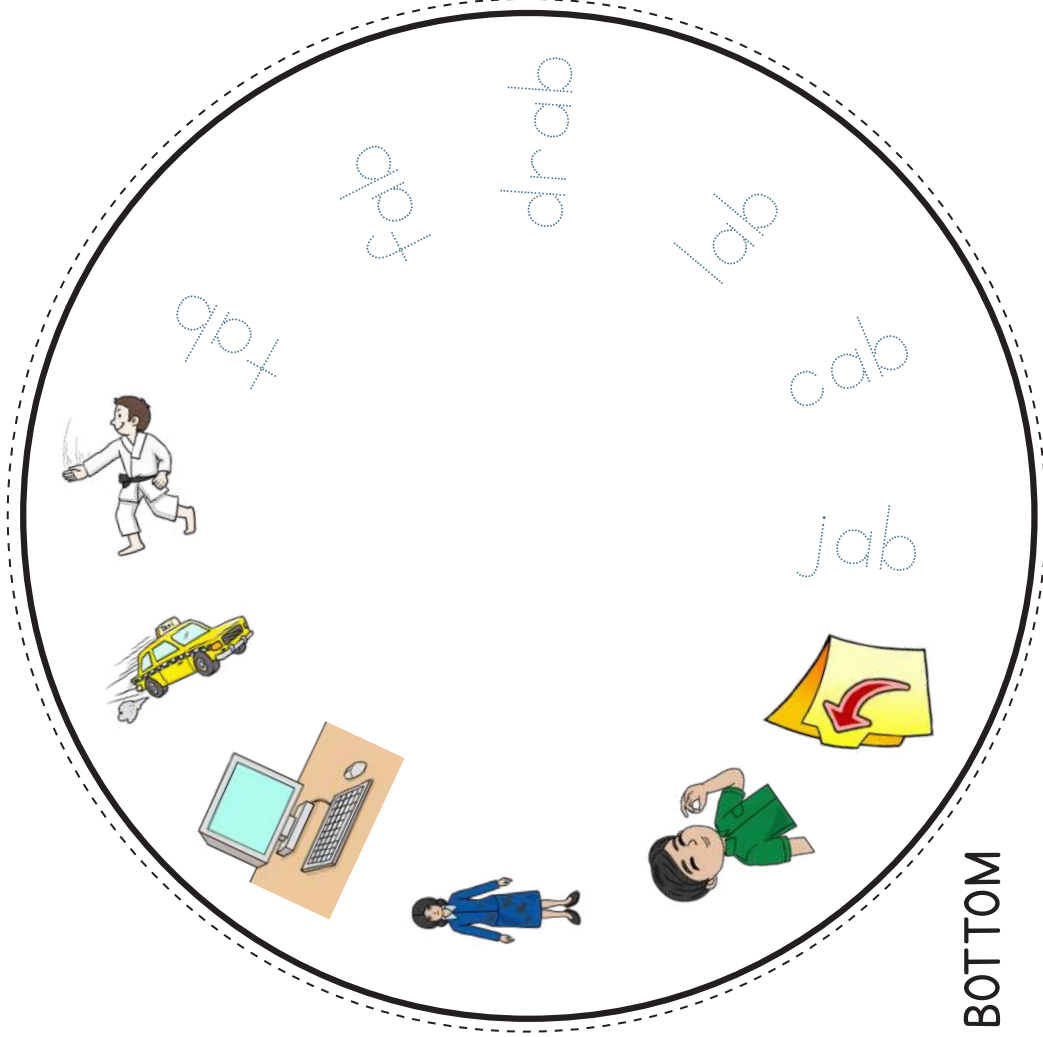
ab •



Name: \_\_\_\_\_

# Word Wheel

This Word Wheel will help your students practice reading.  
Moving the wheel will match the word with the picture clue.



## Instructions

1. Copy on to the white card stock
2. Cut out the two shapes on the dotted lines.
3. Place TOP wheel on the TOP of the BOTTOM wheel.
4. Insert split pin in the center.
5. Have students spin and read.



Cut out the words and pictures. Paste them down where they belong matching each word and picture.

ab

ad





jab

cab

bad

dad



tab

lab


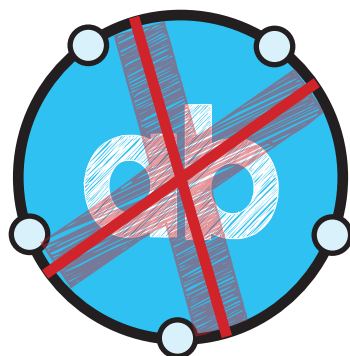

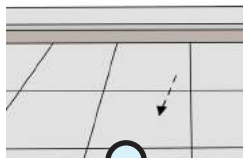
glad

lad



Connect the /ab/ word family words with the **ab**.

Connect the words that are NOT part of the /ab/ word family with the **X**.



Practice writing your /ab/ words.

\_\_\_\_\_

\_\_\_\_\_

\_\_\_\_\_

\_\_\_\_\_

\_\_\_\_\_

\_\_\_\_\_

\_\_\_\_\_

\_\_\_\_\_

\_\_\_\_\_

\_\_\_\_\_

\_\_\_\_\_

\_\_\_\_\_

\_\_\_\_\_

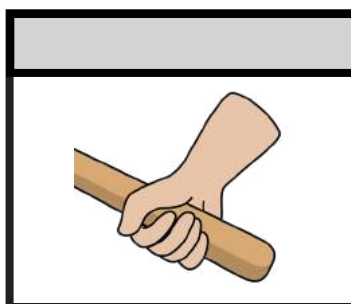
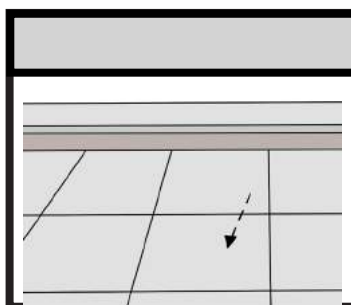

\_\_\_\_\_

\_\_\_\_\_



What  
is in the  
ab house?

set 1



When you are done cutting and pasting your words, finish the sentence below. Add a full-stop period.

In the house, I can see  
a \_\_\_\_\_, \_\_\_\_\_ and \_\_\_\_\_

Write the missing letters below. Cut out the boxes and glue the top flap onto the matching picture. ✂

ab

ab

ab

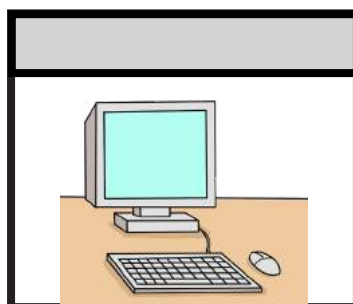



ab



What  
is in the

ab house?

set 2



When you are done cutting and pasting your words, finish the sentence below. Add a full-stop period.

In the house, I can see

a \_\_\_\_\_, and

Write the missing letters below. Cut out the boxes and glue the top flap onto the matching picture.



ab

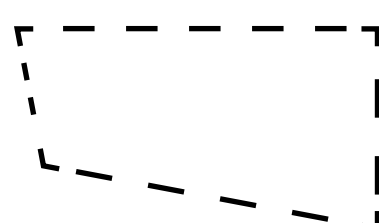

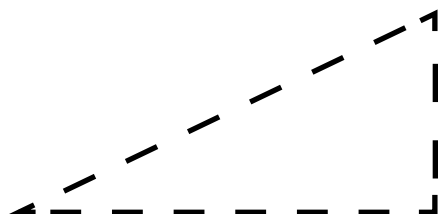

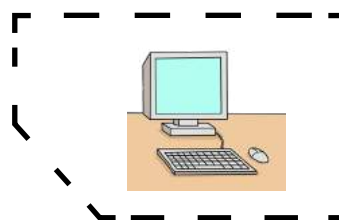



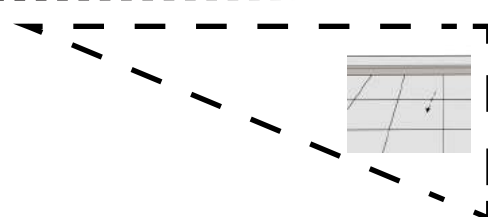


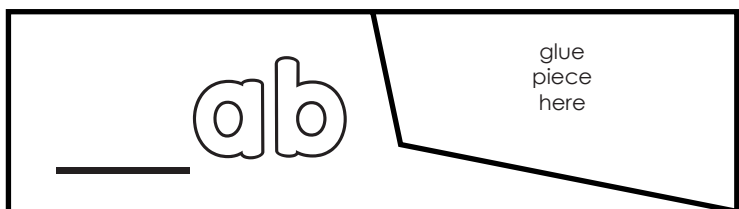

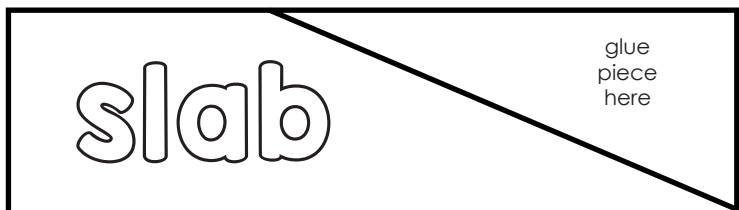
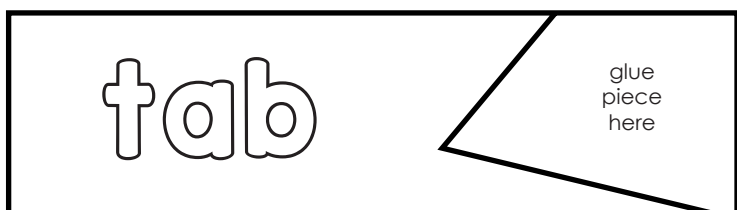
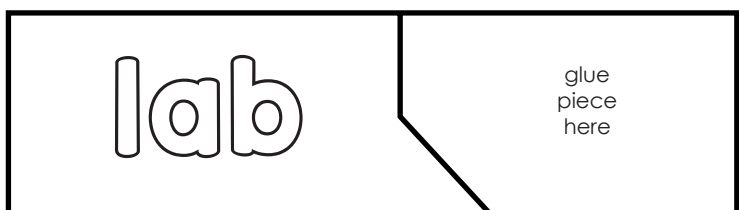
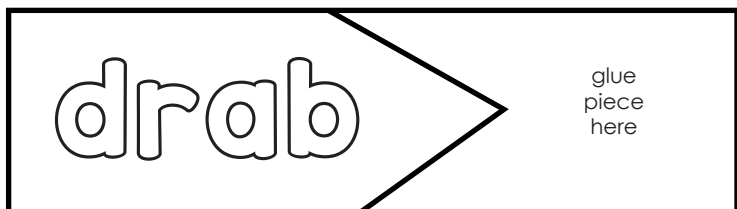
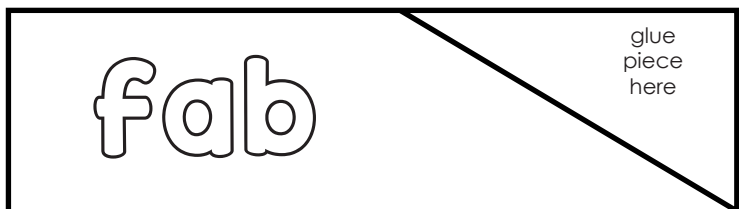


ab

ab

ab




Cut out each of the puzzle pieces and glue them where they belong.



Color the word box that goes with the picture.


Write the words below.

1




tab	drab
-----	------

2




lab	drab
-----	------

3




lab	grab
-----	------

4




grab	fab
------	-----

5



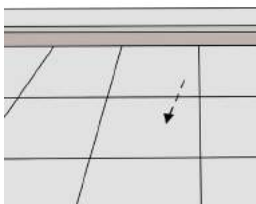
fab	slab
-----	------

6




jab	tab
-----	-----

7



jab	slab
-----	------

8



grab	cab
------	-----

1

2

3

4

5

6

7

8

Write the letters in the correct order to make the word that matches the picture.

1



a

c

b

c

a

b

2



a

b

f

3

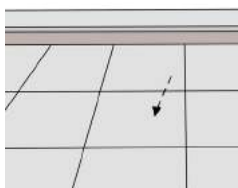


gr

b

a

4



a

b

sl

5



dr

b

a

6



b

a

t

7



j

b

a

8











a

l

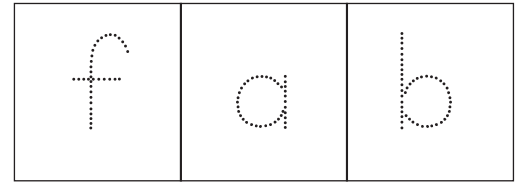

b

Write the letters in the correct order to make the word that matches the picture.



1		j b a	j	a	b
2		a l b			
3		dr b a			
4		b a t			
5		gr b a			
6		a b sl			
7		a c b			
8		a b f			

**UNSCRAMBLE the LETTERS** Write the missing letter in the circle.  
Write the letters in the correct order to make the word that matches the picture.



1





2





3





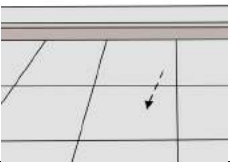
4





5





6



7


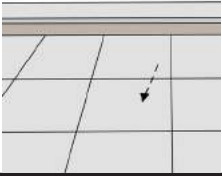


8



Read and Write! Write the missing letter in the circle.  
Write the letters in the correct order to make the word that matches the picture.

1





\_\_\_\_\_

\_\_\_\_\_

\_\_\_\_\_

2




\_\_\_\_\_

\_\_\_\_\_

\_\_\_\_\_

3




\_\_\_\_\_

\_\_\_\_\_

\_\_\_\_\_

4





\_\_\_\_\_

\_\_\_\_\_

\_\_\_\_\_

5





\_\_\_\_\_

\_\_\_\_\_

\_\_\_\_\_

6




\_\_\_\_\_

\_\_\_\_\_

\_\_\_\_\_

7





\_\_\_\_\_

\_\_\_\_\_

\_\_\_\_\_

8



\_\_\_\_\_

\_\_\_\_\_

\_\_\_\_\_





Say it! Build it! Write! Color the letters that spell the picture's name. Write the word on the line.

jab

cab

lab

drab

fab

tab

slab

grab

1



t	j	b	a	e	b	m
---	---	---	---	---	---	---

---



---



---

2



gr	v	u	a	nd	i	b
----	---	---	---	----	---	---

---



---



---

3



c	t	s	e	f	a	b
---	---	---	---	---	---	---

---



---



---

4



j	l	k	a	o	b	r
---	---	---	---	---	---	---

---

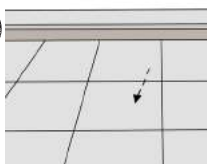


---



---

5



sl	p	l	n	a	s	b
----	---	---	---	---	---	---

---



---



---

6



r	dr	q	n	a	b	h
---	----	---	---	---	---	---

---



---



---

7



fl	f	n	a	s	b	r
----	---	---	---	---	---	---

---



---



---

8



h	tr	k	t	sn	a	b
---	----	---	---	----	---	---

---



---



---

Say it! Build it! Write it! Color the letters that spell the picture's name. Write the word on the line.

jab

cab

slab

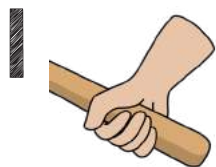
grab

fab

lab

drab

tab



g	r	v	l	f	i	a	b
---	---	---	---	---	---	---	---

---



---



---



c	t	s	a	f	ch	b
---	---	---	---	---	----	---

---



---



---



t	j	b	a	e	b	m
---	---	---	---	---	---	---

---



---



---



f	v	n	a	tr	b	r
---	---	---	---	----	---	---

---



---



---



h	pl	k	t	s	a	b
---	----	---	---	---	---	---


---



---



---



j	l	k	a	o	b	r
---	---	---	---	---	---	---

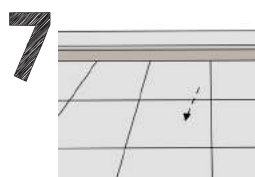
---



---



---



sl	p	l	sh	a	s	b
----	---	---	----	---	---	---

---



---



---



r	dr	q	wh	a	b	h
---	----	---	----	---	---	---

---



---



---

Draw a line to match the letters.

Write the words two times each.



1. j e b  
n a g

\_\_\_\_\_

\_\_\_\_\_

\_\_\_\_\_



2. t a b  
dr o b

\_\_\_\_\_

\_\_\_\_\_

\_\_\_\_\_



3. n a b  
c u p

\_\_\_\_\_

\_\_\_\_\_

\_\_\_\_\_



4. f o b  
t a s

\_\_\_\_\_

\_\_\_\_\_

\_\_\_\_\_

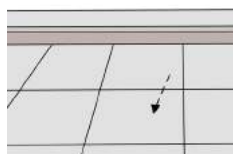


5. l a m  
h u b

\_\_\_\_\_

\_\_\_\_\_

\_\_\_\_\_



6. sl a k  
a a b

\_\_\_\_\_

\_\_\_\_\_

\_\_\_\_\_



7. fr e b  
gr a n

\_\_\_\_\_

\_\_\_\_\_

\_\_\_\_\_



8. d a s  
t o b

\_\_\_\_\_

\_\_\_\_\_


\_\_\_\_\_

SEE - SAY - CUT - PASTE - READ

ab set 1

Cut out the letters. Glue them under the pictures to spell the words correctly.

1.



2.



--	--	--

--	--	--

3.



4.



--	--	--

--	--	--

a

a

a

a

b

b



b

b

f

l

t

dr

SEE - SAY - CUT - PASTE - READ

ab set 2

Cut out the letters. Glue them under the pictures to spell the words correctly.

1.



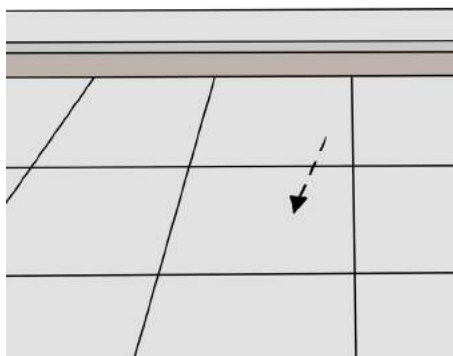
2.



--	--	--

--	--	--

3.



4.



--	--	--

--	--	--

a

a

a

a

b

b

b

b

sl

gr

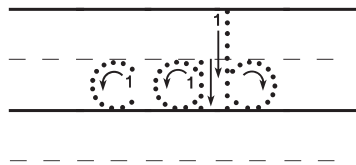
j

c

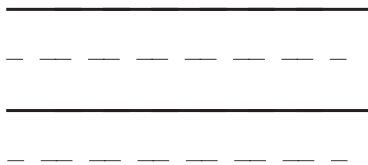




Trace



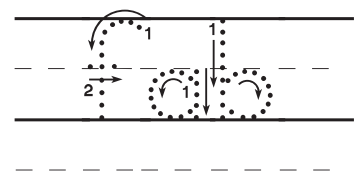
write



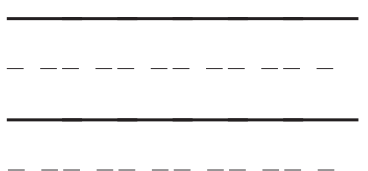
color



Trace



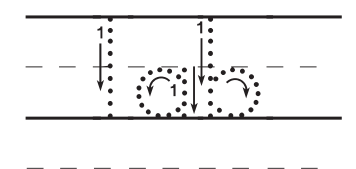
write



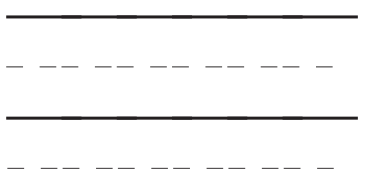
color



Trace



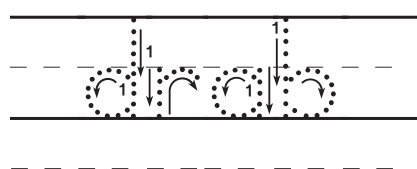
write



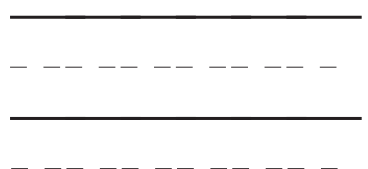
color



Trace



write



color



Write a sentence of your own using some words from above.

\_\_\_\_\_

\_\_\_\_\_

\_\_\_\_\_

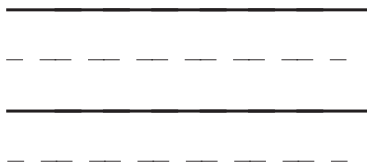
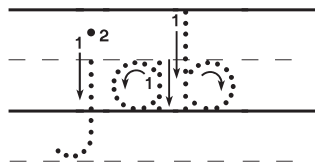
\_\_\_\_\_

\_\_\_\_\_

Trace

write

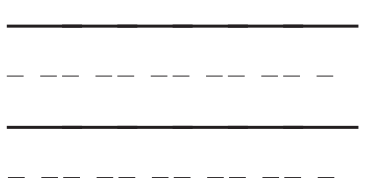
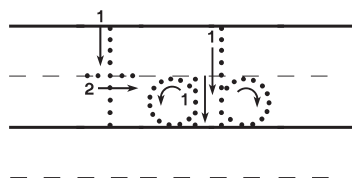
color



Trace

write

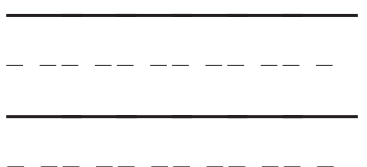
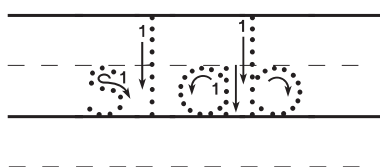
color



Trace

write

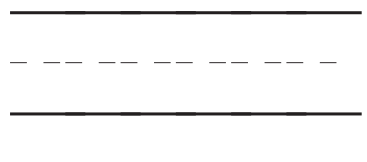
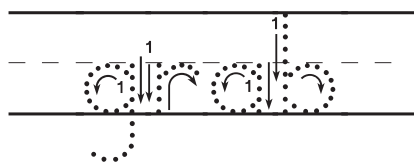
color



Trace

write

color



Write a sentence of your own using some words from above.

\_\_\_\_\_

\_\_\_\_\_

\_\_\_\_\_

\_\_\_\_\_

\_\_\_\_\_

## SENTENCE BUILDING



She has a drab dress on.



He wants to grab the bag.

Cut out the words  
and paste them in  
the boxes above to  
make a sentence.  
Then, write your  
sentence on the line.

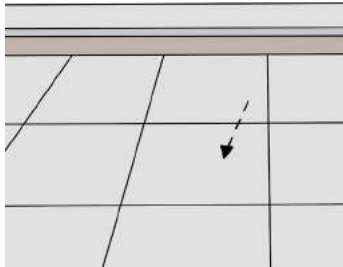


drab	She	on	a	has	dress	.
wants	grab	to	He	the	bag	.

## SENTENCE BUILDING



The boy received a jab.



This is a stone slab.

Cut out the words  
and paste them in  
the boxes above to  
make a sentence.  
Then, write your  
sentence on the line.



jab	boy	The	a	received .
slab	is	a	This	stone .

## SENTENCE BUILDING

The cab is fast.




This was a fab day.

Cut out the words  
and paste them in  
the boxes above to  
make a sentence.  
Then, write your  
sentence on the line.



cab	is	The	fast	.	
was	This	day	fab	a	.

## SENTENCE BUILDING



This is a computer lab.

--




The tab is yellow.

--


Cut out the words  
and paste them in  
the boxes above to  
make a sentence.  
Then, write your  
sentence on the line.




lab	This	a	is	computer	.
is	tab	yellow	The	.	



# Let's Read the ab Words

Directions: To assemble your flip-book reader, cut out all the boxes along the dashed-black lines. Attach the smaller boxes on top of each other by stapling them to the shaded gray area indicated. The top box has the word "Name" on it.



Bottom of Book

ab



j



i



f



c



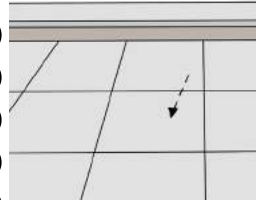
dr



t



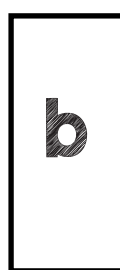




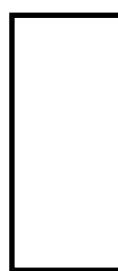
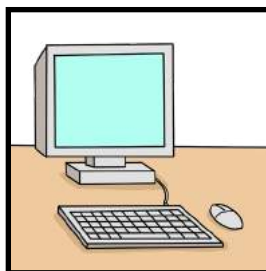

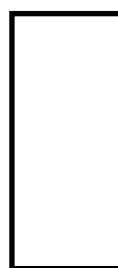

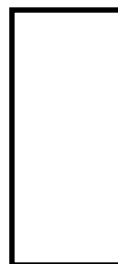
gr




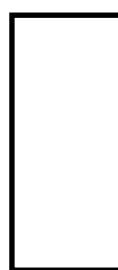



sl

Directions: Cut out the letters and build the words to match the pictures.

# See It! Build It!



Directions: Draw and write two of your own /ab/ words in the boxes below.



a a a a a a b b b b b b j

g

f

-

c

+

Directions: Read the sentence and match the picture to it.

# Match It!

Set 1

1



The cab is fast.

2



This was a fab day.

3




This is a computer lab.

4



The tab is yellow.

5



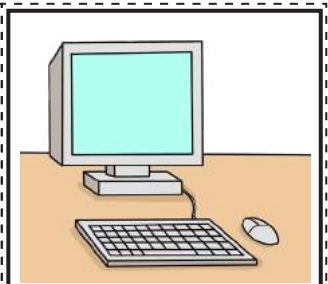
Directions: Draw and write your own /ab/ word sentence.

---

---

---

---



Directions: Read the sentence  
and match the picture to it.

# Match It!


Set 2

1




She has a drab dress on.

2



He wants to grab the bag.

3



The boy received a jab.

4



This is a stone slab.

5



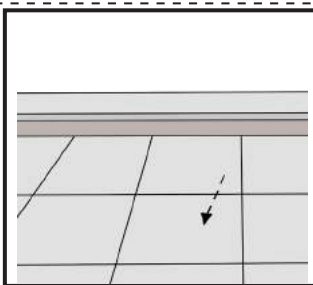
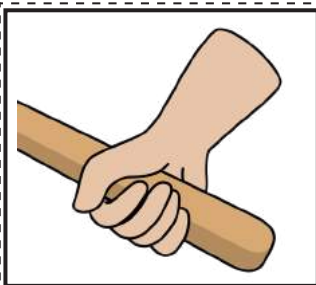

Directions: Draw and write your own /ab/ word sentence.

\_\_\_\_\_

-----

\_\_\_\_\_

-----



Directions: Read the sentence and write the missing word in the blank. Use the pictures to help you.

Set 1

# FILL IT!


1 He had a \_\_\_\_\_ day.



2 The boy gives a \_\_\_\_\_.



3 She wears a \_\_\_\_\_ dress.



4 The \_\_\_\_\_ is fast.



5 Directions: Draw and write your own /ab/ word sentence.

\_\_\_\_\_

-----

\_\_\_\_\_



jab

cab

fab

drab




Directions: Read the sentence and write the missing word in the blank. Use the pictures to help you.

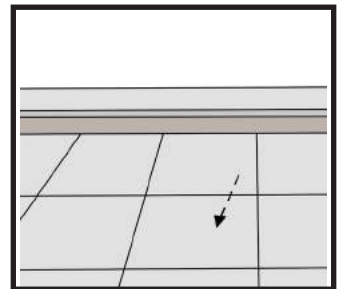
Set 2

# FILL IT!

1 He \_\_\_\_\_s the bag.



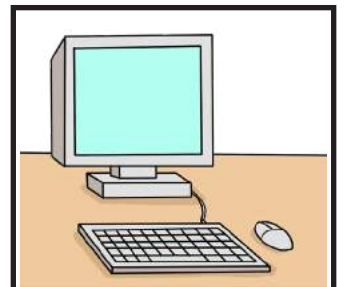
2 This is a \_\_\_\_\_.



3 The file has a yellow \_\_\_\_\_.



4 This is a computer \_\_\_\_\_.



5 Directions: Draw and write your own /ab/ word sentence.

\_\_\_\_\_

\_\_\_\_\_

\_\_\_\_\_



slab

grab

tab

lab

Directions: Trace the words  
and draw a matching picture.

ab DRAW IT!

jab

cab

drab

fab

grab

lab

fab

tab

slab

drab

tab

cab

Directions: Look at the pictures and write the word that matches.

ab WRITE IT!



\_\_\_\_\_

\_\_\_\_\_

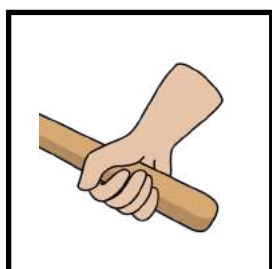
\_\_\_\_\_



\_\_\_\_\_

\_\_\_\_\_

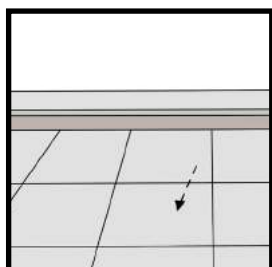
\_\_\_\_\_



\_\_\_\_\_

\_\_\_\_\_

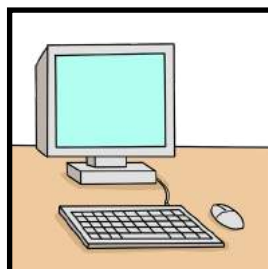
\_\_\_\_\_



\_\_\_\_\_

\_\_\_\_\_

\_\_\_\_\_



\_\_\_\_\_

\_\_\_\_\_


\_\_\_\_\_



\_\_\_\_\_

\_\_\_\_\_

\_\_\_\_\_



\_\_\_\_\_

\_\_\_\_\_

\_\_\_\_\_




\_\_\_\_\_

\_\_\_\_\_

\_\_\_\_\_


Directions: Draw and write your own /ab/ words.



\_\_\_\_\_

\_\_\_\_\_


\_\_\_\_\_



\_\_\_\_\_

\_\_\_\_\_


\_\_\_\_\_



\_\_\_\_\_

\_\_\_\_\_

\_\_\_\_\_



\_\_\_\_\_

\_\_\_\_\_

\_\_\_\_\_

Directions: Circle the words that belong with the /ab/ word family.

CIRCLE IT!

jab



bad

cab

dad

tab

glad

cab

lad

slab

mad

fab

grab

lab

pad

sad

jab

drab

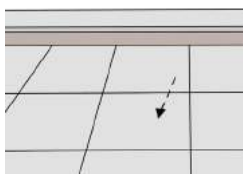
Directions: Draw a line to connect the picture with the word it matches.

# CONNECT IT

a



b



c



d



e



f



g



h



1. slab

2. cab

3. jab










4. grab

5. lab

6. drab


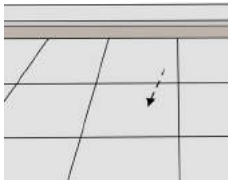






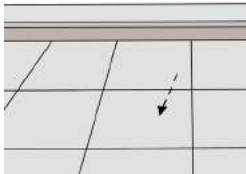
7. tab

8. fab

1.  jab cab _____ _____ _____	2.  slab drab _____ _____ _____	3.  drab fab _____ _____ _____				
4.  cab lab _____ _____ _____	5.  drab grab _____ _____ _____	6.  lab tab _____ _____ _____				
7.  fab grab _____ _____ _____	8.  jab tab _____ _____ _____	9.  fab grab _____ _____ _____				
wants	He	bag.	to	grab	money	the

A series of horizontal lines for handwriting practice. Each set consists of a solid top line, a dashed midline, and a solid bottom line. There are three such sets stacked vertically.

Fill in the missing letters to spell each word correctly.

<p>1.</p>  <p>_____</p> <p>ab</p>	<p>2.</p>  <p>_____</p> <p>sl</p>	<p>3.</p>  <p>_____</p> <p>gr</p>
<p>4.</p>  <p>_____</p> <p>dr</p>	<p>5.</p>  <p>_____</p> <p>ab</p>	<p>6.</p>  <p>_____</p> <p>t</p>
<p>7.</p>  <p>_____</p> <p>c</p>	<p>8.</p>  <p>_____</p> <p>ab</p>	<p>9.</p>  <p>_____</p> <p>sl</p>
<p>stone      The      floor.      slab      the      is      on</p>		

Sort the words above to make a complete sentence below.

\_\_\_\_\_

\_\_\_\_\_

\_\_\_\_\_

\_\_\_\_\_

\_\_\_\_\_

\_\_\_\_\_

\_\_\_\_\_

\_\_\_\_\_



Choose words from today's lesson. Write and draw them below.

1.

Word: \_\_\_\_\_

\_\_\_\_\_

\_\_\_\_\_

2.

Word: \_\_\_\_\_

\_\_\_\_\_

\_\_\_\_\_

3.

Word: \_\_\_\_\_

\_\_\_\_\_

\_\_\_\_\_

4.

Word: \_\_\_\_\_

\_\_\_\_\_

\_\_\_\_\_

Choose words from today's lesson. Write and draw them below.

1.

Word: \_\_\_\_\_

\_\_\_\_\_

\_\_\_\_\_

2.

Word: \_\_\_\_\_

\_\_\_\_\_

\_\_\_\_\_

3.

Word: \_\_\_\_\_

\_\_\_\_\_

\_\_\_\_\_

4.

Word: \_\_\_\_\_

\_\_\_\_\_

\_\_\_\_\_

# I Can Read and Match

Trace each word, then match them to the correct picture.

lab

1

a



drab

2

b



tab

3

c



grab

4

d



slab

5

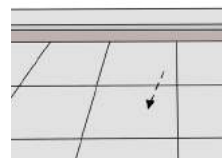
e



jab

6

f



fab

7

g



cab

8

h



Draw and write a story using as many words from the right as you can!



jab



cab



grab



slab



fab



drab



lab



tab

Draw and write two sentences using some of the words to the right.



jab



cab



grab



slab



fab



drab



lab



tab

Circle the correct word and write it on the line. Add a full-stop period to each sentence.

1.



jab

cab

The \_\_\_\_\_ is yellow

2.



cab

lab

The \_\_\_\_\_ is new

3.



slab

drab

The dress is \_\_\_\_\_

4.



drab

grab

He wants to \_\_\_\_\_ it

5.



grab

tab

The \_\_\_\_\_ is empty

6.



tab

fab

The day was a \_\_\_\_\_

7.




fab

jab

He gave a \_\_\_\_\_

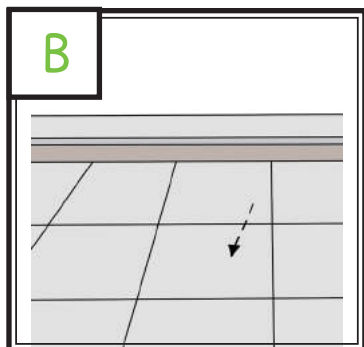
Match the pictures to their sentences by writing the correct letters in the box.


☐

She has a drab dress on.

☐


He wants to grab the bag.


☐

The boy received a jab.

☐


This is a stone slab.


☐

The cab is fast.

☐

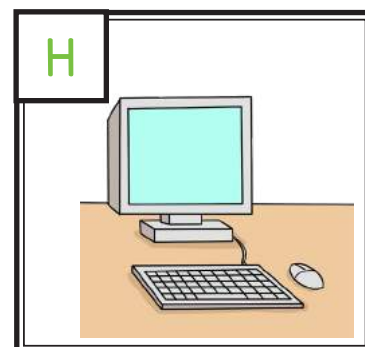
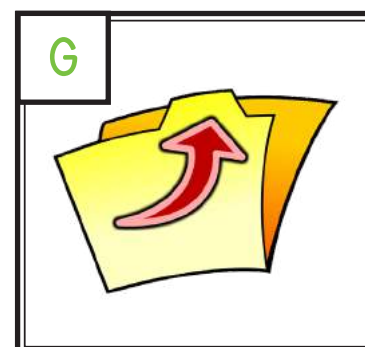
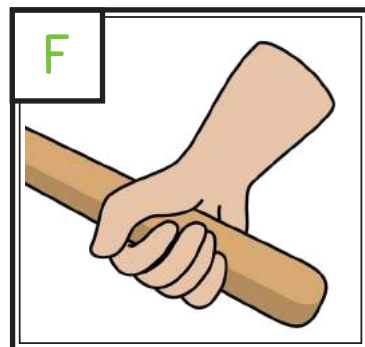

This was a fab day.


☐

This is a computer lab.

☐

The tab is yellow.



Write a great sentence of your own on the lines below.

---



---



---



---








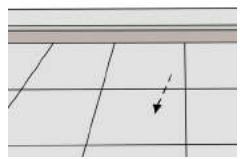










---



---



Use the word box to help you answer each question or statement below.

<p>1. The boy gives a _____.</p>  <p>_____</p>	<p>2. He had a _____ day.</p>  <p>_____</p>	<p>3. This is a computer _____.</p>  <p>_____</p>	<p>4. File has a yellow _____.</p>  <p>_____</p>
<p>5. The _____ is fast.</p>  <p>_____</p>	<p>6. This is a _____.</p>  <p>_____</p>	<p>7. She wears a _____ dress.</p>  <p>_____</p>	<p>8. He wants to _____ the bag.</p>  <p>_____</p>
<p>Word Box</p>			
 <p>jab</p>	 <p>fab</p>	 <p>lab</p>	 <p>tab</p>
 <p>cab</p>	 <p>slab</p>	 <p>drab</p>	 <p>grab</p>

Use words from above and write a great sentence of your own on the lines below.

\_\_\_\_\_

\_\_\_\_\_

\_\_\_\_\_

\_\_\_\_\_

\_\_\_\_\_


\_\_\_\_\_

\_\_\_\_\_

\_\_\_\_\_

Cut and paste the words on the right in alphabet order.

Cut & Paste



grab



jab



cab



lab



fab



tab



drab



Cut and paste the pictures. Then, write each word 2 times each.

Cut & Paste

cab

cab

jab

jab

tab

tab

lab

lab

slab

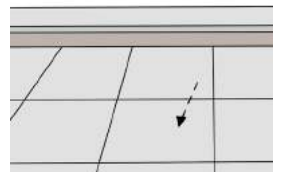
slab

fab

fab

drab

drab



Cut and paste the pictures. Then, write each word 2 times each.

cab

cab

jab

jab

tab

tab

lab

lab

grab


grab

fab

fab

drab

drab



Sort the words to make a great sentence on the lines below.

jab.

He



a

got

strong

www.PhonicsGarden.com

---

---

---

---

---

---

Write a sentence of your own about the picture.

---

---

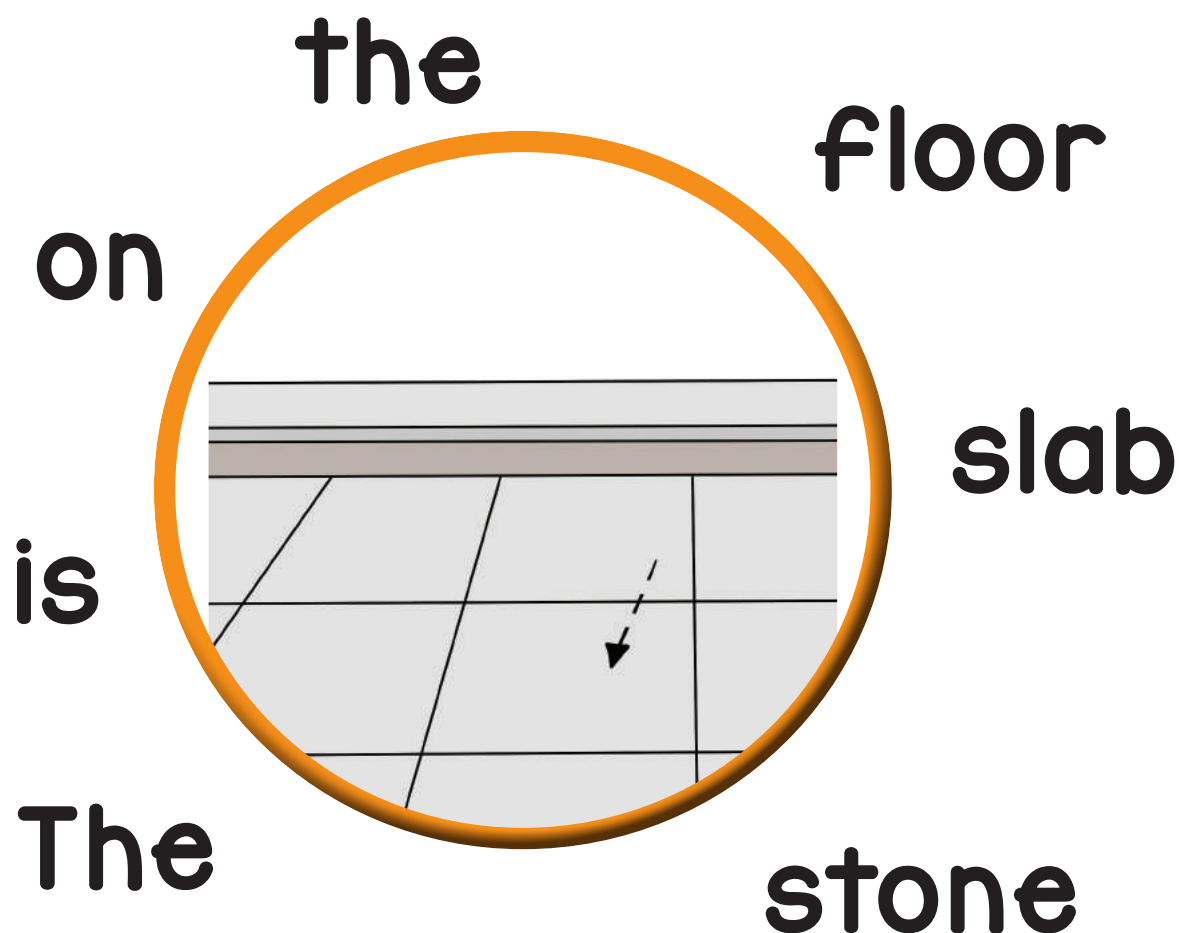
---

---

---

---

Sort the words to make a great sentence on the lines below.



www.PhonicsGarden.com

Write a sentence of your own about the picture.

Sort the words to make a great sentence on the lines below.

**The**

**is**



**cab**

**yellow.**

www.PhonicsGarden.com

---

---

---

---

---

---

Write a sentence of your own about the picture.

---

---

---

---

---

---



Sort the words to make a great sentence on the lines below.

wants

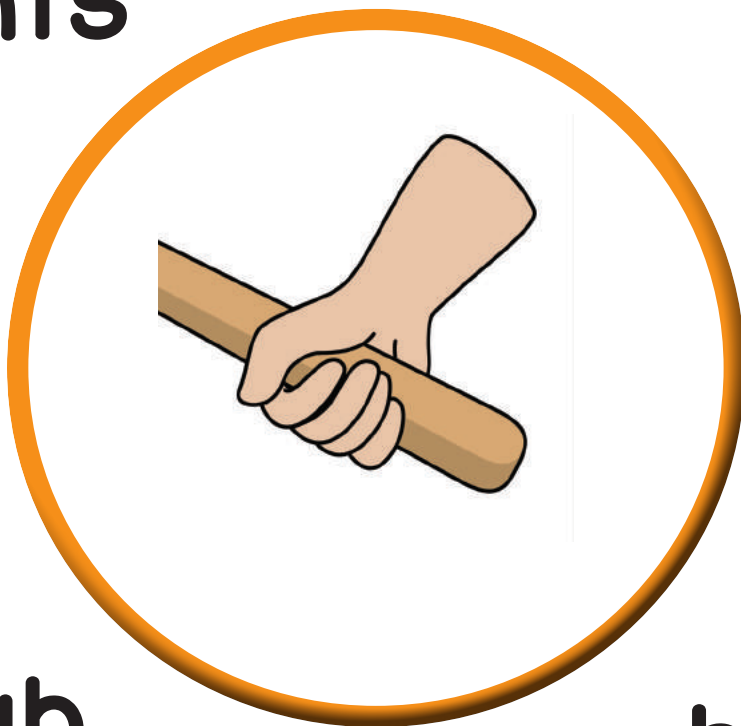
the

to

He

grab

bag.



www.PhonicsGarden.com

Write a sentence of your own about the picture.

Sort the words to make a great sentence on the lines below.

dress.


She

a

blue

has

drab



www.PhonicsGarden.com

Write a sentence of your own about the picture.

Sort the words to make a great sentence on the lines below.

**tab**

**is**



**The**

**yellow.**

**file**

www.PhonicsGarden.com

Write a sentence of your own about the picture.

Sort the words to make a great sentence on the lines below.

was

day

a



The

fab.

www.PhonicsGarden.com

\_\_\_\_\_

-----

\_\_\_\_\_

-----

\_\_\_\_\_

Write a sentence of your own about the picture.

\_\_\_\_\_

-----

\_\_\_\_\_

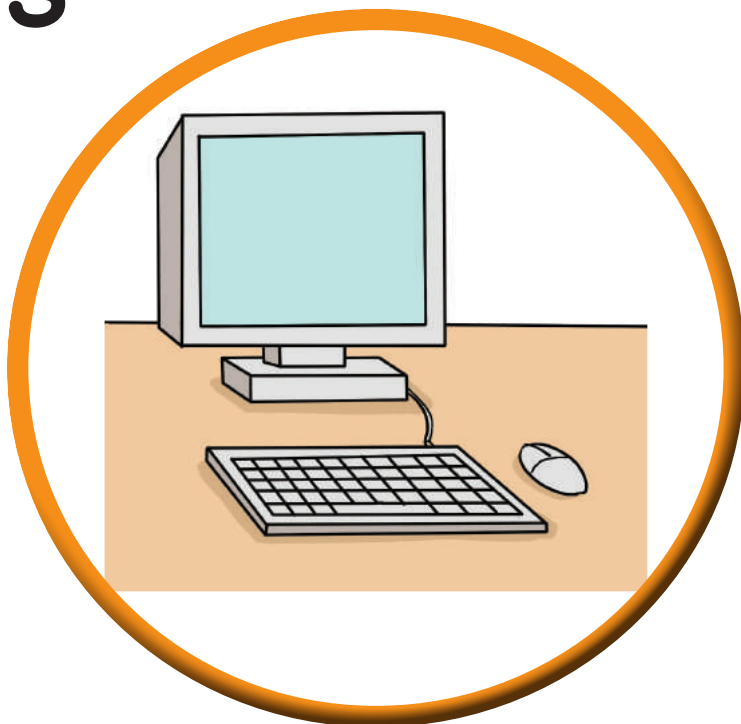
-----

\_\_\_\_\_

Sort the words to make a great sentence on the lines below.

This

a



is

computer

lab.

www.PhonicsGarden.com

Write a sentence of your own about the picture.

# I Say, Spell, Cut and Paste

ab


Word Spelling

Say, Trace, Cut & Paste, and Spell each picture word correctly.



--	--

www.PhonicsGarden.com



--	--



--	--



--	--

Trace on the inside of the letters. Then cut them out and glue them down to spell the pictures above.

t

dr

ab

ab

l

f

ab

ab

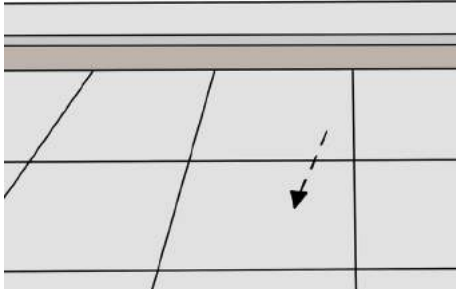


ab

Word Spelling

# I Say, Spell, Cut and Paste

Say, Trace, Cut & Paste, and Spell each picture word correctly.



--	--

www.PhonicsGarden.com



--	--



--	--



--	--


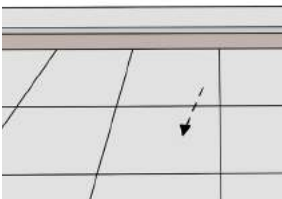






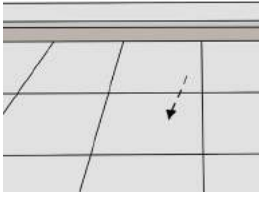
Trace on the inside of the letters. Then cut them out and glue them down to spell the pictures above.

gr	j	ab	ab
sl	c	ab	ab





Look at each picture. Circle the correct word..

<p>1</p>  <p>jab tab grab</p>	<p>2</p>  <p>slab grab drab</p>	<p>3</p>  <p>drab cab lab</p>
<p>4</p>  <p>lab grab cab</p>	<p>5</p>  <p>jab drab slab</p>	<p>6</p>  <p>fab jab lab</p>
<p>7</p>  <p>fab drab slab</p>	<p>8</p>  <p>tab drab lab</p>	<p>9</p>  <p>grab slab lab</p>
<p>has slab. The a floor stone</p>		

Sort the words above to make a great sentence below.

---



---



---



---



---



---

# See, Say, and Spell - Word Family - ab

Write in the missing letters for the word family words below. How many word family /ab/ words did you find?

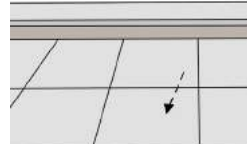
Write the correct letter blend to complete the words below.



\_\_\_\_ab



\_\_\_\_ad



\_\_\_\_ab



\_\_\_\_ab



\_\_\_\_ad



\_\_\_\_ab



\_\_\_\_ad



\_\_\_\_ab



\_\_\_\_ad



\_\_\_\_ab



\_\_\_\_ad



\_\_\_\_ad



\_\_\_\_ab















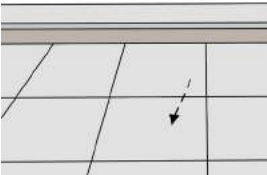


\_\_\_\_ad



\_\_\_\_ab

# See, Say, and Spell - Word Family - ab

Write the missing letters to complete the words below.

jab	lab	fab	tab	grab	cab	slab	drab
 l _____	 b _____	 f _____					
 t _____	 gl _____	 dr _____					
 l _____	 gr _____	 m _____					
 c _____	 p _____	 s _____					
 sl _____	 d _____	 j _____					

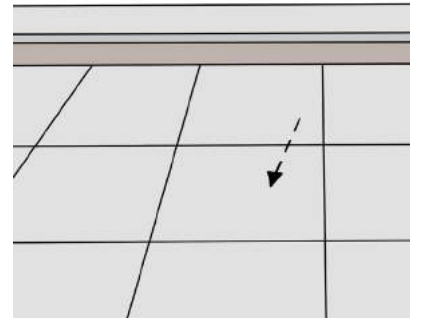
# MEMORY GAME



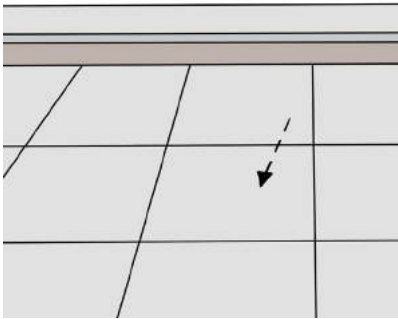
www.PhonicsGarden.com



www.PhonicsGarden.com



www.PhonicsGarden.com



www.PhonicsGarden.com



www.PhonicsGarden.com



www.PhonicsGarden.com



www.PhonicsGarden.com



www.PhonicsGarden.com



www.PhonicsGarden.com

# MEMORY GAME



www.PhonicsGarden.com



www.PhonicsGarden.com




www.PhonicsGarden.com




www.PhonicsGarden.com



www.PhonicsGarden.com



www.PhonicsGarden.com



www.PhonicsGarden.com

www.PhonicsGarden.com

www.PhonicsGarden.com

# MEMORY GAME



**jab**

[www.PhonicsGarden.com](http://www.PhonicsGarden.com)

**jab**

[www.PhonicsGarden.com](http://www.PhonicsGarden.com)

**slab**

[www.PhonicsGarden.com](http://www.PhonicsGarden.com)

**slab**

[www.PhonicsGarden.com](http://www.PhonicsGarden.com)

**cab**

[www.PhonicsGarden.com](http://www.PhonicsGarden.com)

**cab**

[www.PhonicsGarden.com](http://www.PhonicsGarden.com)

**grab**

[www.PhonicsGarden.com](http://www.PhonicsGarden.com)

**grab**

[www.PhonicsGarden.com](http://www.PhonicsGarden.com)

**drab**

[www.PhonicsGarden.com](http://www.PhonicsGarden.com)



# MEMORY GAME



**drab**

[www.PhonicsGarden.com](http://www.PhonicsGarden.com)

**tab**

[www.PhonicsGarden.com](http://www.PhonicsGarden.com)

**tab**

[www.PhonicsGarden.com](http://www.PhonicsGarden.com)

**fab**

[www.PhonicsGarden.com](http://www.PhonicsGarden.com)

**fab**

[www.PhonicsGarden.com](http://www.PhonicsGarden.com)

**lab**

[www.PhonicsGarden.com](http://www.PhonicsGarden.com)

**lab**

[www.PhonicsGarden.com](http://www.PhonicsGarden.com)

[www.PhonicsGarden.com](http://www.PhonicsGarden.com)

[www.PhonicsGarden.com](http://www.PhonicsGarden.com)



# FLASH CARDS



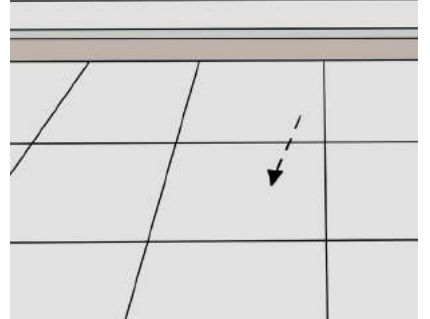
**jab**

[www.PhonicsGarden.com](http://www.PhonicsGarden.com)



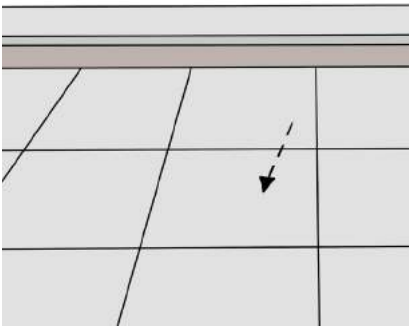
**jab**

[www.PhonicsGarden.com](http://www.PhonicsGarden.com)



**slab**

[www.PhonicsGarden.com](http://www.PhonicsGarden.com)



**slab**

[www.PhonicsGarden.com](http://www.PhonicsGarden.com)



**cab**

[www.PhonicsGarden.com](http://www.PhonicsGarden.com)



**cab**

[www.PhonicsGarden.com](http://www.PhonicsGarden.com)



**grab**

[www.PhonicsGarden.com](http://www.PhonicsGarden.com)



**grab**

[www.PhonicsGarden.com](http://www.PhonicsGarden.com)



**drab**

[www.PhonicsGarden.com](http://www.PhonicsGarden.com)

# FLASH CARDS



**drab**

[www.PhonicsGarden.com](http://www.PhonicsGarden.com)



**tab**

[www.PhonicsGarden.com](http://www.PhonicsGarden.com)



**tab**

[www.PhonicsGarden.com](http://www.PhonicsGarden.com)




**fab**

[www.PhonicsGarden.com](http://www.PhonicsGarden.com)




**fab**

[www.PhonicsGarden.com](http://www.PhonicsGarden.com)



**lab**

[www.PhonicsGarden.com](http://www.PhonicsGarden.com)



**lab**

[www.PhonicsGarden.com](http://www.PhonicsGarden.com)

[www.PhonicsGarden.com](http://www.PhonicsGarden.com)

[www.PhonicsGarden.com](http://www.PhonicsGarden.com)