





Directions: Circle the letter /sh/ in each row.

sh		shell	_____
sh	ch	st	sh sh
ts	sh	sh	th sh

Directions: Circle the letter "sh" in each word.

		
ship	sheep	shark

Look at the entire page. How many?

How many letter sh's do you see? \_\_\_\_\_





\_\_\_\_\_  
\_\_\_\_\_  
\_\_\_\_\_

o e s





\_\_\_\_\_  
\_\_\_\_\_  
\_\_\_\_\_



u t

S H

S H

Directions: Circle the pictures that have the letter /sh/ sound.



 <p>_____</p> <p>_____</p> <p>_____</p>	 <p>_____</p> <p>_____</p> <p>_____</p>
--	--

sh sh

sh sh sh

Directions: Circle the pictures that have the letter /sh/ sound.



Directions: Trace and write the letters Sh and sh.

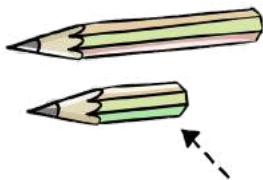


shrimp

Sh

sh

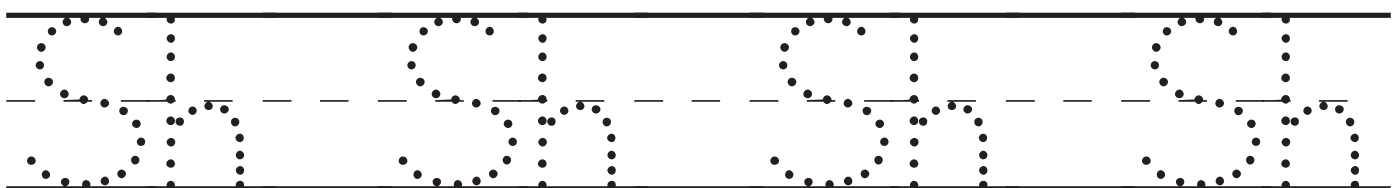
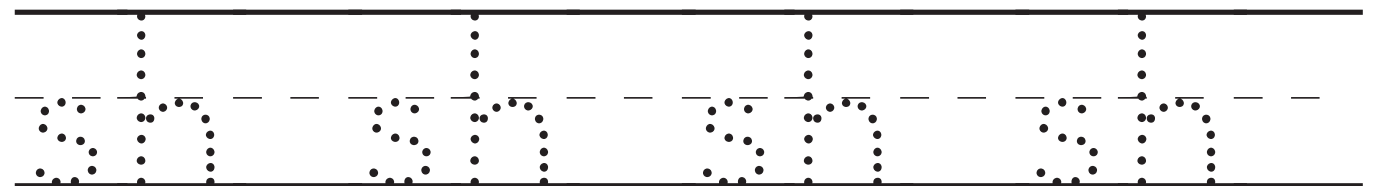
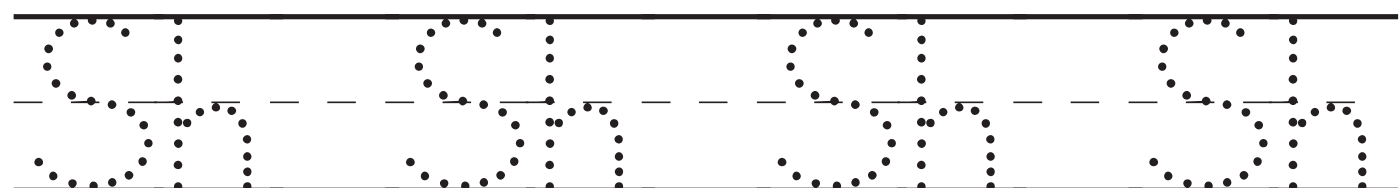
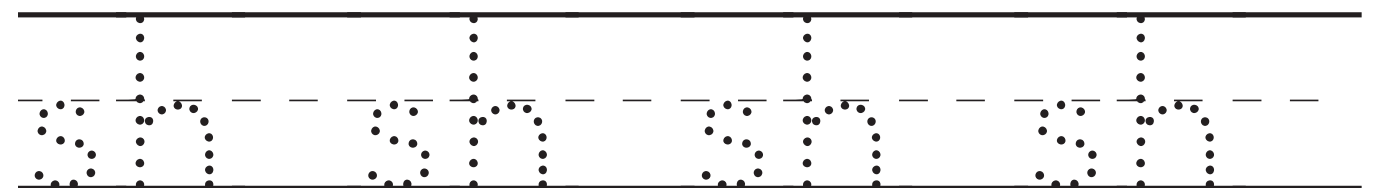
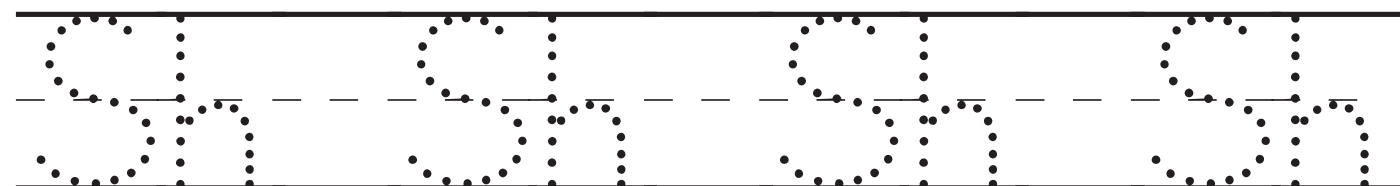
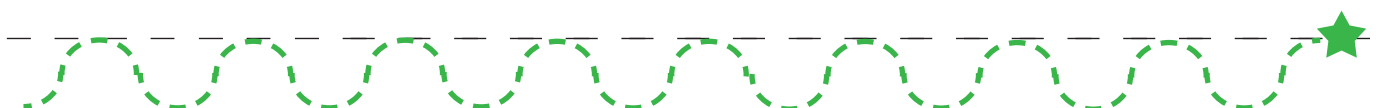
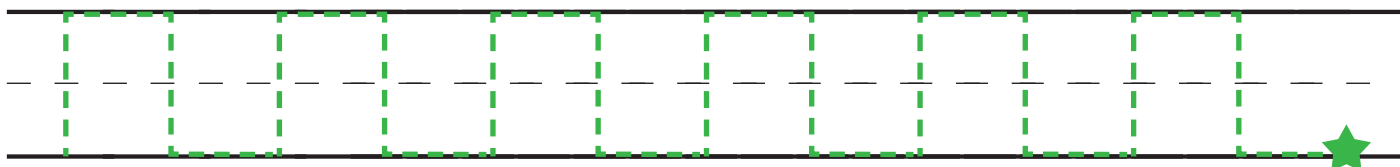
Directions: Say the name of each picture. Circle each picture whose name begins with the same sound you hear at the beginning of **shrimp**.



sh sh sh sh



Directions: Trace and write the letters Sh and sh.



Directions: Where does the missing /sh/ go? Find and write!

SH CH SH TH SH SN SH SM



ave



ca



ree




are





Directions: Where does the missing /sh/ go? Find and write!

sh sm st sh sh bl sh ts sh




in



ame



iny



ed



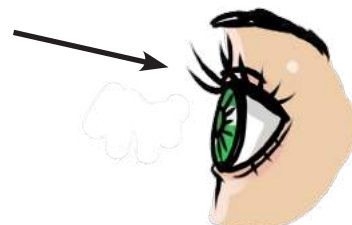


Say the name of each picture. Listen for the /sh/ sound.

Do you hear it at the beginning, middle or ending?

Write the letters sh in the correct circle.



sh         





Letter Blend /sh/

S - H - O - P

Follow the arrows to blend your letter sounds down to a final word.  
Trace the word at the bottom.

/sh/ sh

/sho/ sho

/shop/ shop

shop

shop



Directions: Circle the letter /sh/.

sh



ship



radish



milkshake

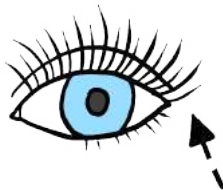
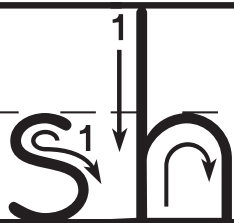


jellyfish

Directions: Draw a picture of something whose name has the short sound of letter sh.

she she she





lashes

sh sh sh sh

sh sh sh sh

sh sh sh sh

ship ship

she she she





sh in

shower

shy



Write in the missing letters. Read the sentence.

He has a

hot shower.



Sh

sh

Circle the objects which start with the letters "sh".



Write in the missing letters. Read the sentence.

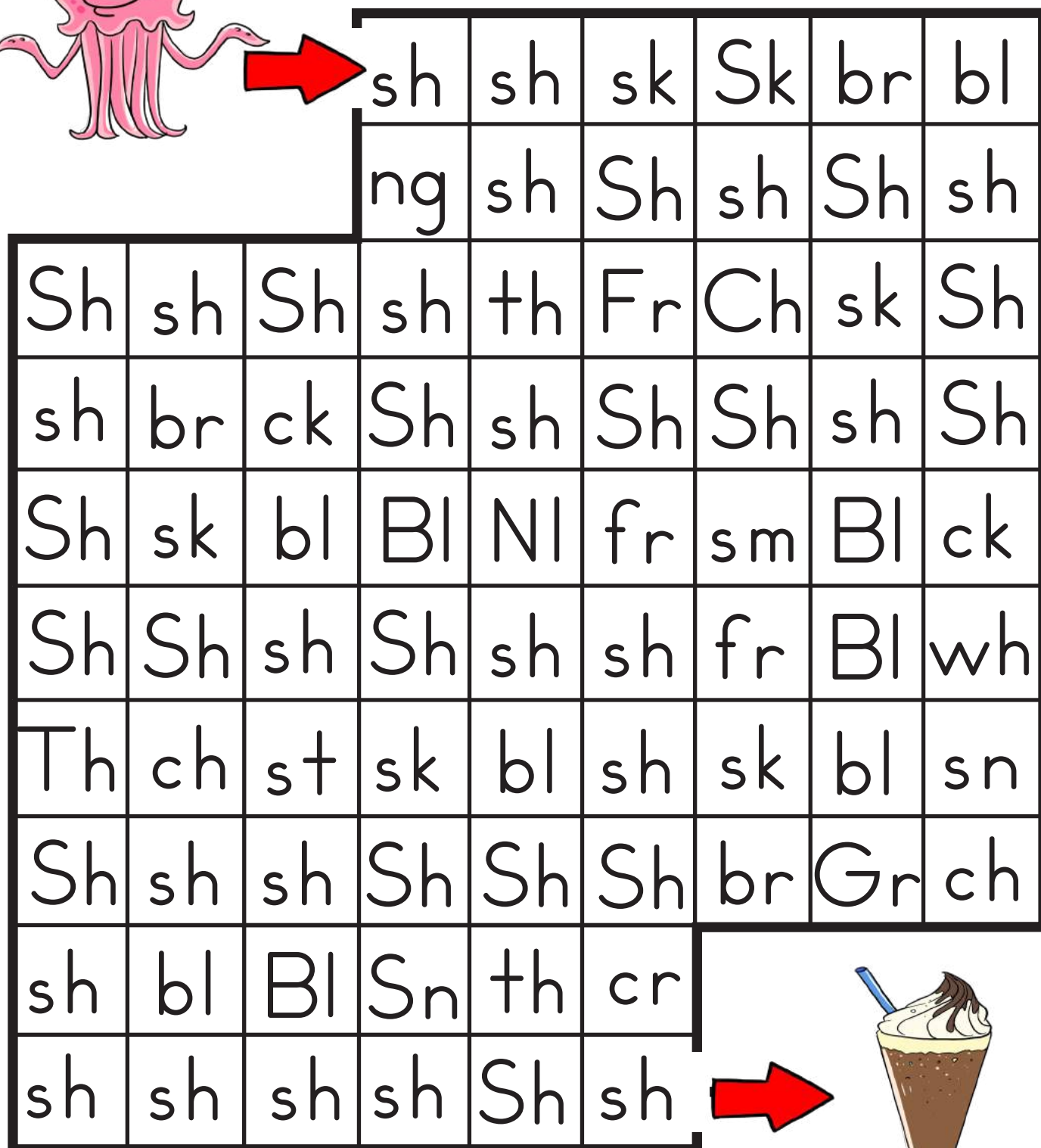
he likes


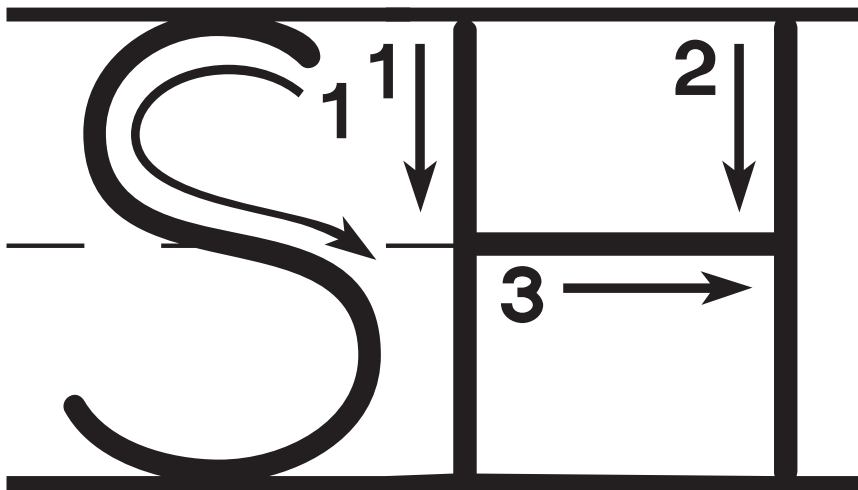
cherry cake.

2015. Phonics Garden © J.D. Flowers



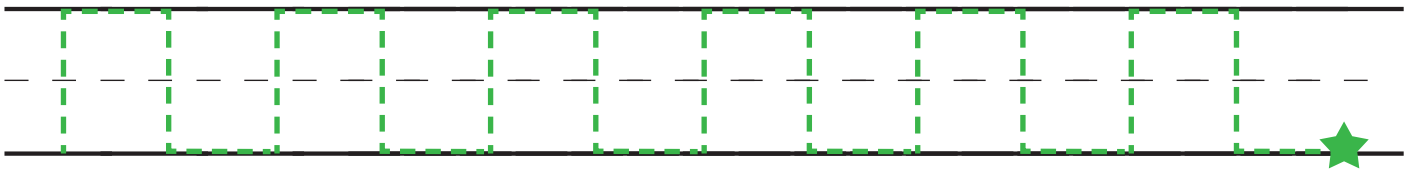
Follow the alphabet maze. Follow only the Letter Sh / sh.



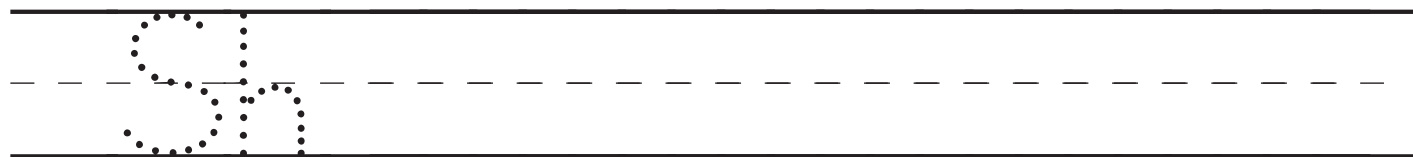
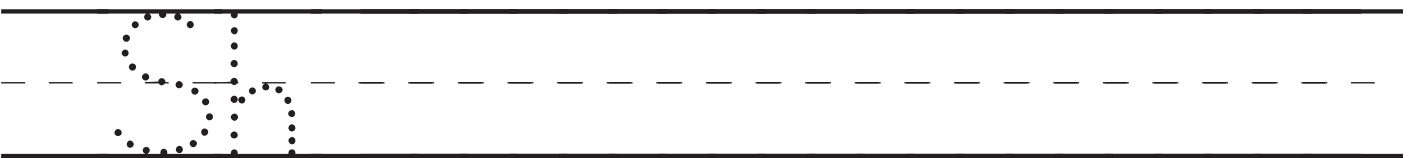
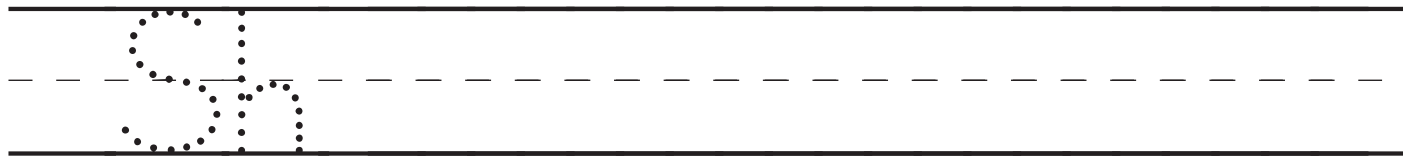


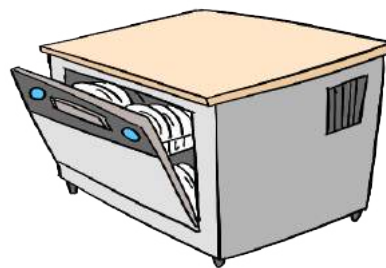
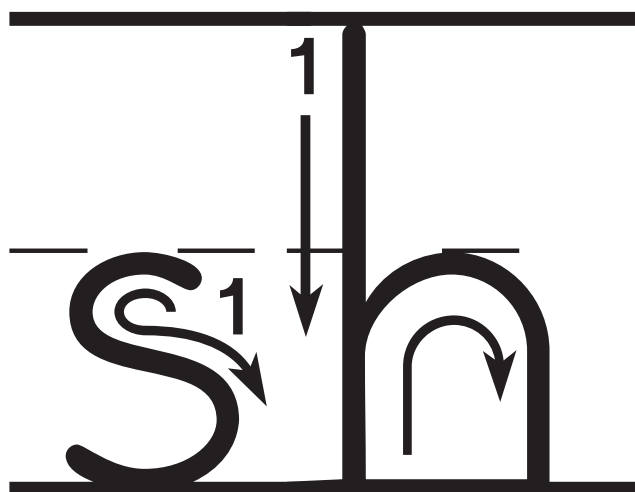
fish

Getting Ready:



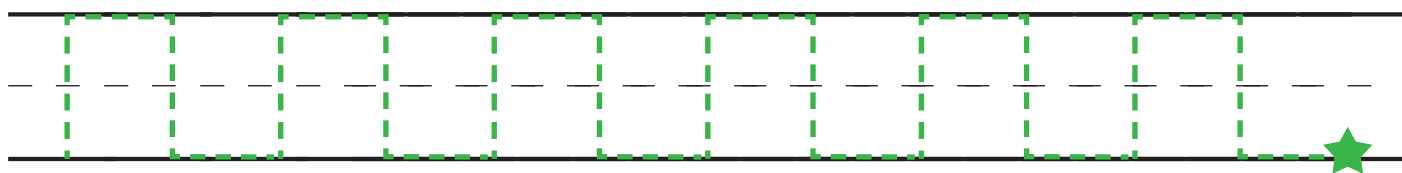
Letter Sh practice:



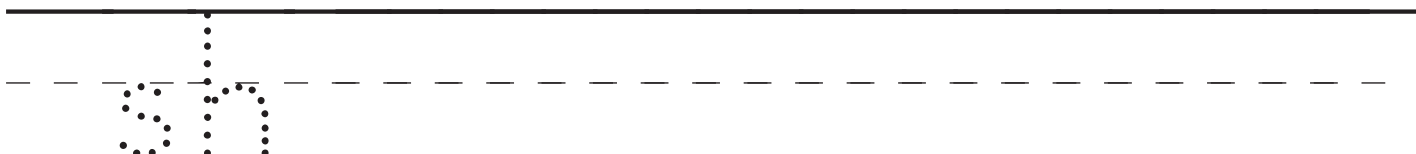


dishwasher

Getting Ready:



Letter sh practice:



The image displays a dense, abstract geometric pattern. It is composed of numerous black-outlined shapes, including circles, ovals, and rectangles, which are arranged in a complex, interlocking fashion. These shapes are filled with the letters 's', 'n', 't', and 'h' in a stylized, sans-serif font. The letters are oriented horizontally or vertically, often appearing in pairs or groups within the shapes. The overall effect is a high-contrast, black-and-white design that resembles a modern, abstract print or a complex tessellation. The letters are distributed throughout the composition, with some appearing in larger, more prominent shapes and others in smaller, more intricate ones. The pattern is highly detailed and visually engaging due to the combination of geometric forms and text.