

Add the missing letters.

Write the words on
the lines below.

word family
Word Spelling



__ ab



__ ab



__ ab



__ ab



__ ab



__ ab



__ ab



__ ab

1. lab

5. _____

2. _____

6. _____

3. _____

7. _____

4. _____

8. _____

Choose one or two words from above and make a great sentence below.

Add the missing letters.

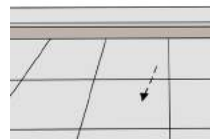
Write the words on the lines below.



Word Family
Word Spelling



l _ _ _

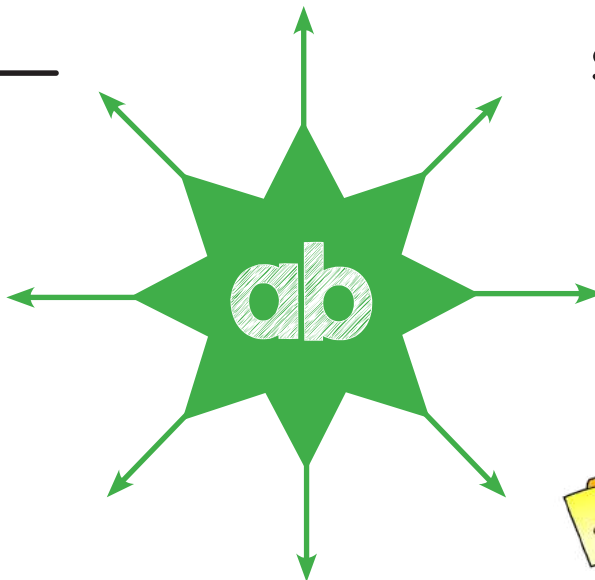


dr _ _

sl _ _



gr _ _



c _ _



j _ _



t _ _



f _ _

1. lab

5. _____

2. _____

6. _____

3. _____

7. _____

4. _____

8. _____

Choose one or two words from above and make a great sentence below.

After you have finished assembling your word wheel, practice writing each word as you spin the wheel. Spin, read, and write your new words!

Write each word on your word-wheel 2 times each.

Blank handwriting practice box with four lines (top, dashed, middle, bottom).

Blank handwriting practice box with four lines (top, dashed, middle, bottom).

Blank handwriting practice box with four lines (top, dashed, middle, bottom).

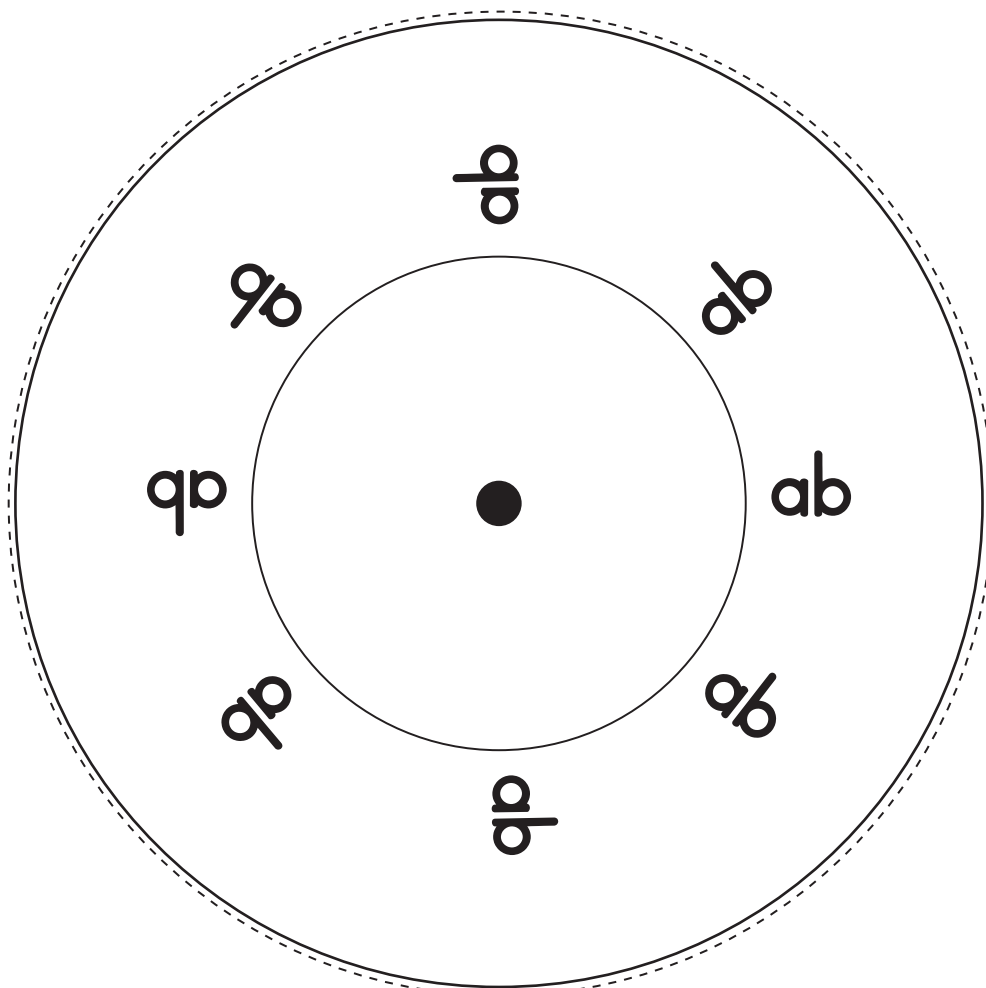
Blank handwriting practice box with four lines (top, dashed, middle, bottom).

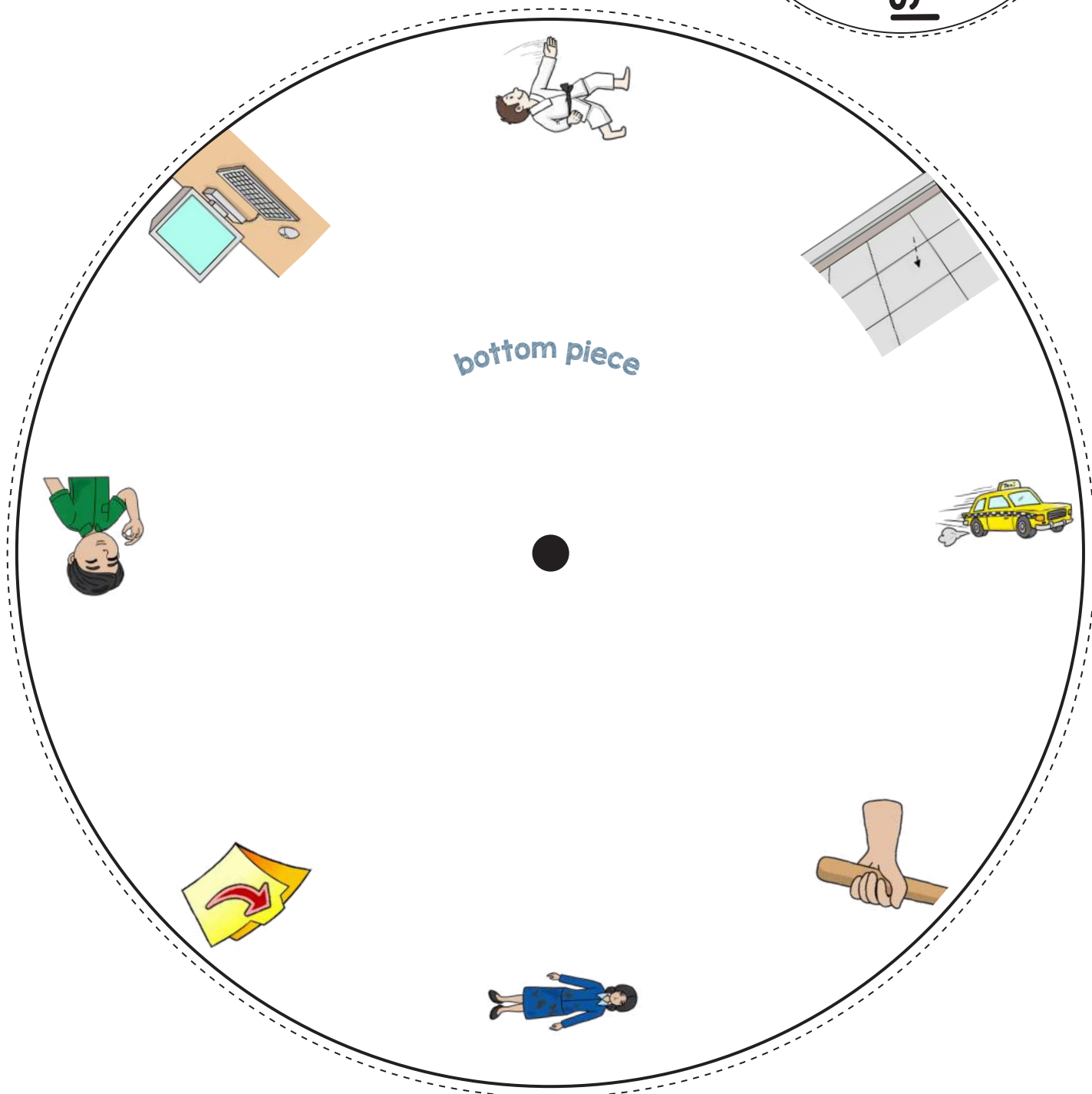
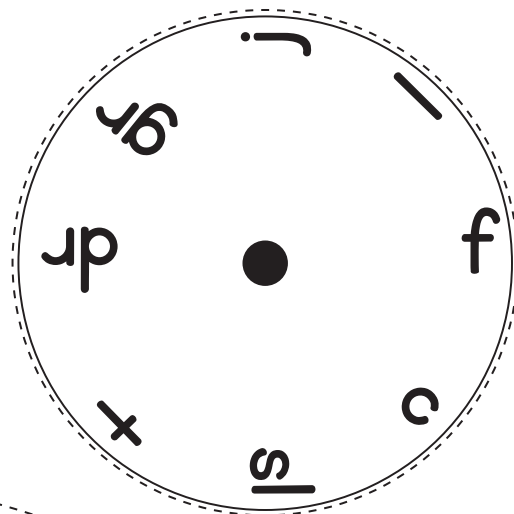
Blank handwriting practice box with four lines (top, dashed, middle, bottom).

Blank handwriting practice box with four lines (top, dashed, middle, bottom).

Blank handwriting practice box with four lines (top, dashed, middle, bottom).


Blank handwriting practice box with four lines (top, dashed, middle, bottom).







SPINNER ab word family
www.PhonicsGarden.com



Top section: *drab* (dotted text) with an illustration of a woman in a blue dress lying on her back.


Right section: *grab* (dotted text) with an illustration of a boy in a green shirt and shorts.

Bottom-right section: *lab* (dotted text) with an illustration of a computer monitor and keyboard on a desk.

Bottom section: *jab* (dotted text) with an illustration of a man in a white karate gi performing a jab.

Bottom-left section: *cab* (dotted text) with an illustration of a yellow taxi cab.

Top-left section: *tab* (dotted text) with an illustration of a yellow envelope with a red arrow pointing to the right.



~ab Words

Step 1:
Print the word wheel on card stock paper for best results.

Step 2: Attach the front to the back with a brass paper fastener, paperclip, or another fastening object.

Step 3: Have your students spin the wheel to make and read the words.

www.PhonicsGarden.com

ab

Word Family Word Wheel



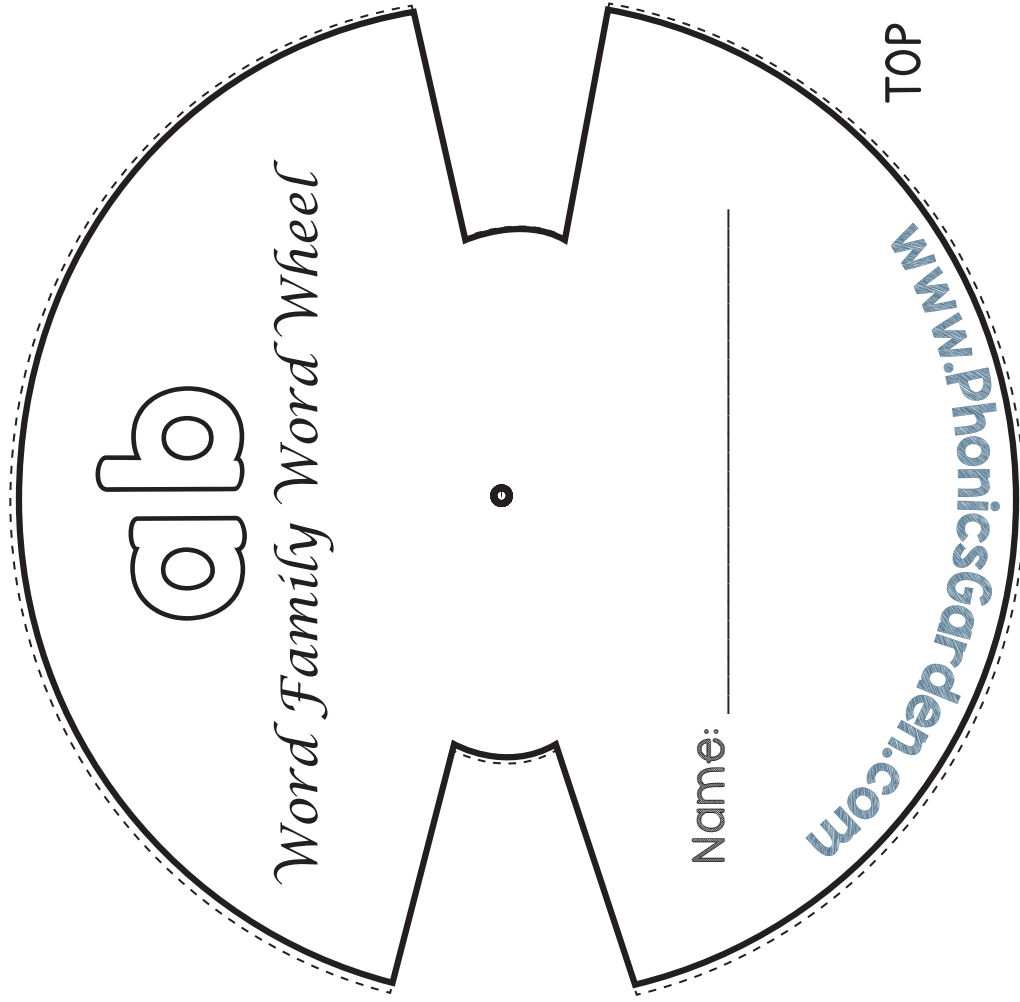
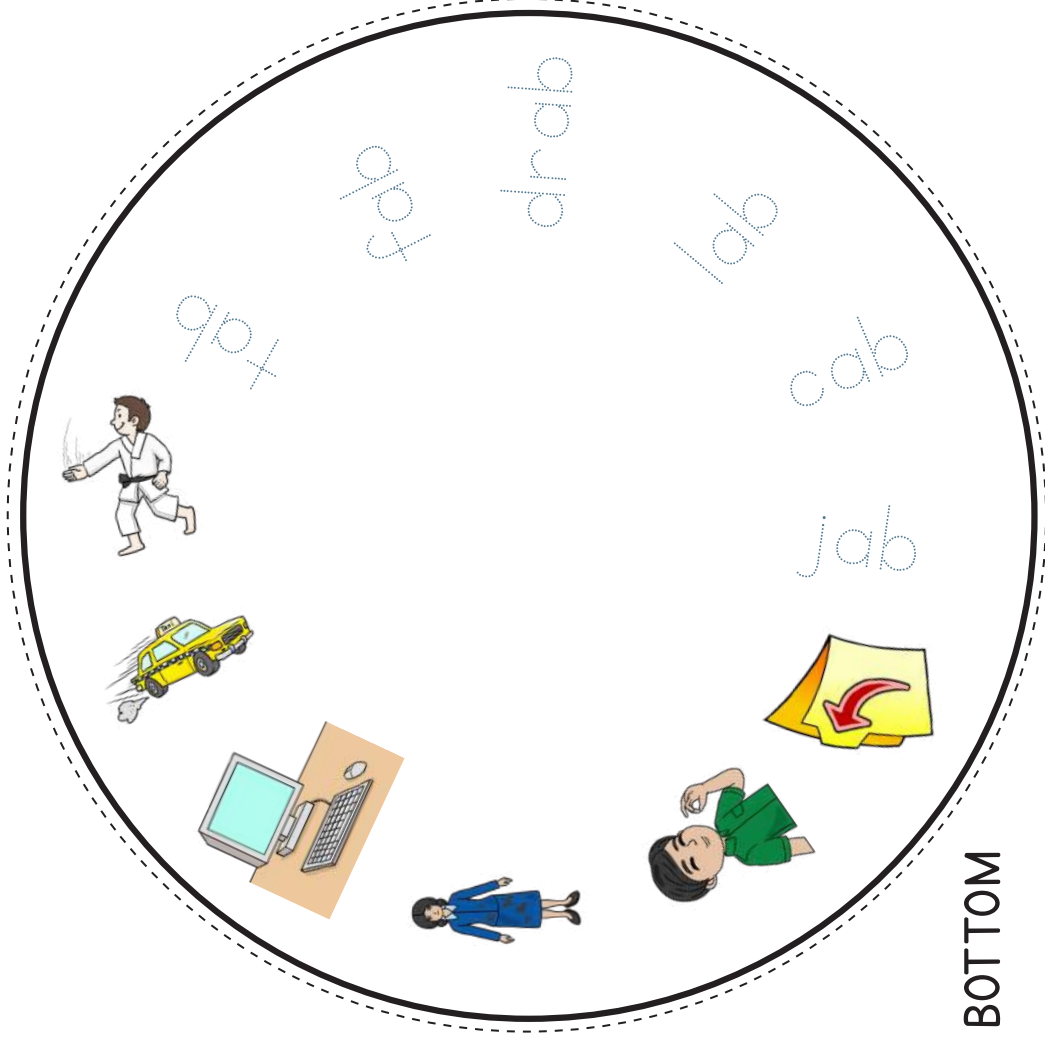
ab •



Name: _____

Word Wheel

This Word Wheel will help your students practice reading.
Moving the wheel will match the word with the picture clue.



Instructions

1. Copy on to the white card stock
2. Cut out the two shapes on the dotted lines.
3. Place TOP wheel on the TOP of the BOTTOM wheel.
4. Insert split pin in the center.
5. Have students spin and read.