

# Spin and Spell

Spin the spinner. Spell and write the **ag** word.



bag tag snag nag wag rag

Handwriting practice lines for the left column. Each row consists of a solid top line, a dashed middle line, and a solid bottom line. A large pink circle with the letter 'S' is overlaid on the first row.

Handwriting practice lines for the right column. Each row consists of a solid top line, a dashed middle line, and a solid bottom line.

Which **ag** word did you spin on and write the most? Write it again here!


\_\_\_\_\_

\_\_\_\_\_


\_\_\_\_\_

Spin a picture. Read the word.  
Write the word in the matching letter boxes.  
Place a check mark next to the word after it is written.

- bag
- rag
- tag
- wag
- nag
- snag



Hint: Use a paperclip as your spinner.

	
<div style="border: 1px solid black; width: 100px; height: 100px; margin: 0 auto; display: flex; justify-content: space-around;"> <div style="border: 1px solid black; width: 30px; height: 30px;"></div> <div style="border: 1px solid black; width: 30px; height: 30px;"></div> <div style="border: 1px solid black; width: 30px; height: 30px;"></div> </div>	<div style="border: 1px solid black; width: 100px; height: 100px; margin: 0 auto; display: flex; justify-content: space-around;"> <div style="border: 1px solid black; width: 30px; height: 30px;"></div> <div style="border: 1px solid black; width: 30px; height: 30px;"></div> <div style="border: 1px solid black; width: 30px; height: 30px;"></div> </div>
<div style="border: 1px solid black; width: 100px; height: 100px; margin: 0 auto; display: flex; justify-content: space-around;"> <div style="border: 1px solid black; width: 30px; height: 30px;"></div> <div style="border: 1px solid black; width: 30px; height: 30px;"></div> <div style="border: 1px solid black; width: 30px; height: 30px;"></div> </div>	<div style="border: 1px solid black; width: 100px; height: 100px; margin: 0 auto; display: flex; justify-content: space-around;"> <div style="border: 1px solid black; width: 30px; height: 30px;"></div> <div style="border: 1px solid black; width: 30px; height: 30px;"></div> <div style="border: 1px solid black; width: 30px; height: 30px;"></div> </div>
<div style="border: 1px solid black; width: 100px; height: 100px; margin: 0 auto; display: flex; justify-content: space-around;"> <div style="border: 1px solid black; width: 30px; height: 30px;"></div> <div style="border: 1px solid black; width: 30px; height: 30px;"></div> <div style="border: 1px solid black; width: 30px; height: 30px;"></div> </div>	<div style="border: 1px solid black; width: 100px; height: 100px; margin: 0 auto; display: flex; justify-content: space-around;"> <div style="border: 1px solid black; width: 30px; height: 30px;"></div> <div style="border: 1px solid black; width: 30px; height: 30px;"></div> <div style="border: 1px solid black; width: 30px; height: 30px;"></div> </div>

# Spin and Build

# ag



Hint: Use a paperclip as your spinner.

Spin a picture.  
Cut and paste the letters to build the matching words.



--	--	--



--	--	--



--	--	--



--	--	--



--	--	--

Write your words on the lines.

_____	_____	_____
_____	_____	_____
_____	_____	_____
_____	_____	_____

bag

tag

snag

nag

wag

rag



a	a	a	a	a	a	g	g	g
g	g	g	b	sn	r	n	w	t



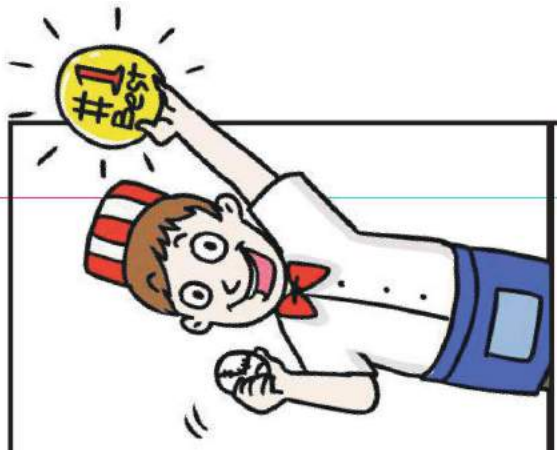
Set One

Spin, Color, and Win!

Each player takes a turn to spin a picture and color the matching word.  
 First player to color all words wins the game.



ag



player 1

player 2

bag	wag	snag
tag	bag	tag
wag	tag	bag
bag	bag	wag
bag	nag	tag


rag	wag	rag
snag	wag	snag
wag	nag	wag
tag	rag	tag
snag	nag	rag

Set Two



rag

Each player takes a turn to spin a picture and color the matching word.  
First player to color all words wins the game.



player 1

player 2

snag	rag	flag
drag	flag	rag
nag	bag	drag
drag	snag	rag
rag	flag	rag

snag	rag	drag	snag	drag	flag
rag	bag	nag	rag	nag	drag
drag	nag	drag	rag	flag	rag
snag	rag	snag	rag	drag	nag
nag	nag	flag	snag	rag	rag


# Make Your Own: #1

# Spin, Color, and Win!

Each player takes a turn to spin a picture and color the matching word.  
First player to color all words wins the game.



player 1




player 2








bag



rag




tag



wag

nag



snag

drag



flag





b ag




www.PhonicsGarden.com

t ag



www.PhonicsGarden.com

s ag




www.PhonicsGarden.com

w ag



www.PhonicsGarden.com

n ag



www.PhonicsGarden.com

sn ag



www.PhonicsGarden.com

fl ag



www.PhonicsGarden.com

dr ag



www.PhonicsGarden.com

Draw and write your own word puzzles on this page.



Blank word puzzle grid with a dashed outline and a vertical zigzag cut line. The website address [www.PhonicsGarden.com](http://www.PhonicsGarden.com) is printed in the bottom right corner.



Word puzzle grid with a dashed outline and a vertical zigzag cut line. The word "Sample" is written across the grid in large, colorful, 3D-style letters: 'S' (pink), 'a' (orange), 'm' (light blue), 'p' (light green), 'l' (purple), and 'e' (yellow). The website address [www.PhonicsGarden.com](http://www.PhonicsGarden.com) is printed in the bottom right corner.

Word puzzle grid with a dashed outline and a vertical zigzag cut line. The word "Sample" is written across the grid in large, colorful, 3D-style letters: 'S' (pink), 'a' (orange), 'm' (light blue), 'p' (light green), 'l' (purple), and 'e' (yellow). The website address [www.PhonicsGarden.com](http://www.PhonicsGarden.com) is printed in the bottom right corner.

Blank word puzzle grid with a dashed outline and a vertical zigzag cut line. The website address [www.PhonicsGarden.com](http://www.PhonicsGarden.com) is printed in the bottom right corner.

Draw and write your own word puzzles on this page.



A large rectangular area with a dashed border, divided into two vertical sections. The left section contains a dashed outline of a word puzzle. The right section contains a dashed outline of a word puzzle and the text [www.PhonicsGarden.com](http://www.PhonicsGarden.com).

A large rectangular area with a dashed border, divided into two vertical sections. The left section contains a dashed outline of a word puzzle. The right section contains a dashed outline of a word puzzle and the text [www.PhonicsGarden.com](http://www.PhonicsGarden.com). A large, colorful word puzzle "Sample" is overlaid across the middle of this section, with each letter in a different colored circle: 'S' (pink), 'a' (orange), 'm' (blue), 'p' (green), 'l' (purple), 'e' (yellow).

A large rectangular area with a dashed border, divided into two vertical sections. The left section contains a dashed outline of a word puzzle. The right section contains a dashed outline of a word puzzle and the text [www.PhonicsGarden.com](http://www.PhonicsGarden.com). A large, colorful word puzzle "Sample" is overlaid across the middle of this section, with each letter in a different colored circle: 'S' (pink), 'a' (orange), 'm' (blue), 'p' (green), 'l' (purple), 'e' (yellow).

A large rectangular area with a dashed border, divided into two vertical sections. The left section contains a dashed outline of a word puzzle. The right section contains a dashed outline of a word puzzle and the text [www.PhonicsGarden.com](http://www.PhonicsGarden.com).

Add the missing letters.

Write the words on  
 the lines below.



**word family**  
 Word Spelling



— ag



— ag

— ag

— ag



— ag



— ag

— ag

1. **S**                     
 dog

5. \_\_\_\_\_

2. \_\_\_\_\_

6. \_\_\_\_\_

3. \_\_\_\_\_

7. \_\_\_\_\_

4. \_\_\_\_\_

8. \_\_\_\_\_

Choose one or two words from above and make a great sentence below.

\_\_\_\_\_

\_\_\_\_\_

\_\_\_\_\_


\_\_\_\_\_

Add the missing letters.

Write the words on  
 the lines below.

**Word Family**  
 Word Spelling

r \_\_\_  
 dr \_\_\_  
 fl \_\_\_  
 b \_\_\_  
 ag  
 p  
 l  
 e  
 w  
 sn \_\_\_

- |  |          |
|--|----------|
| 1.  _____ | 5. _____ |
| 2. _____   | 6. _____ |
| 3. _____   | 7. _____ |
| 4. _____   | 8. _____ |

Choose one or two words from above and make a great sentence below.

\_\_\_\_\_

\_\_\_\_\_

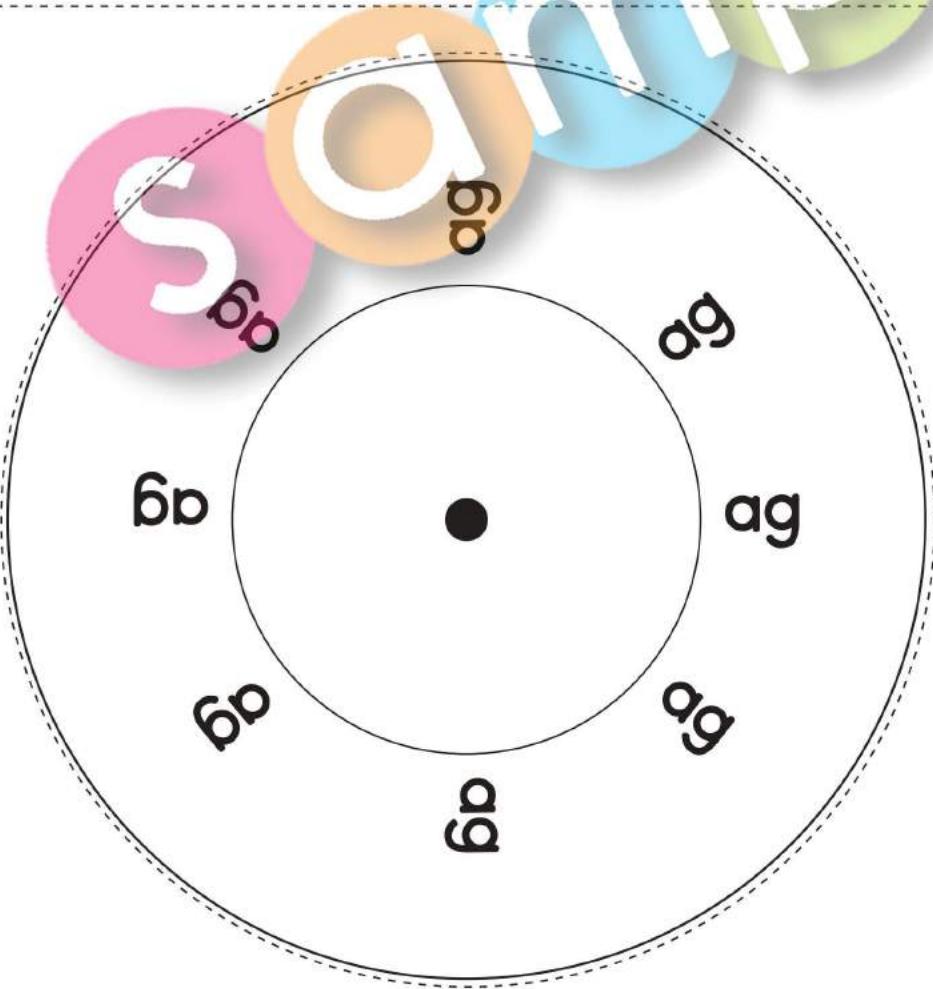
\_\_\_\_\_

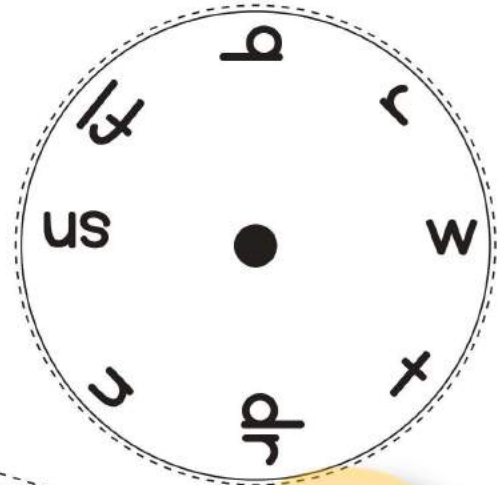
\_\_\_\_\_

After you have finished assembling your word wheel, practice writing each word as you spin the wheel. Spin, read, and write your new words!

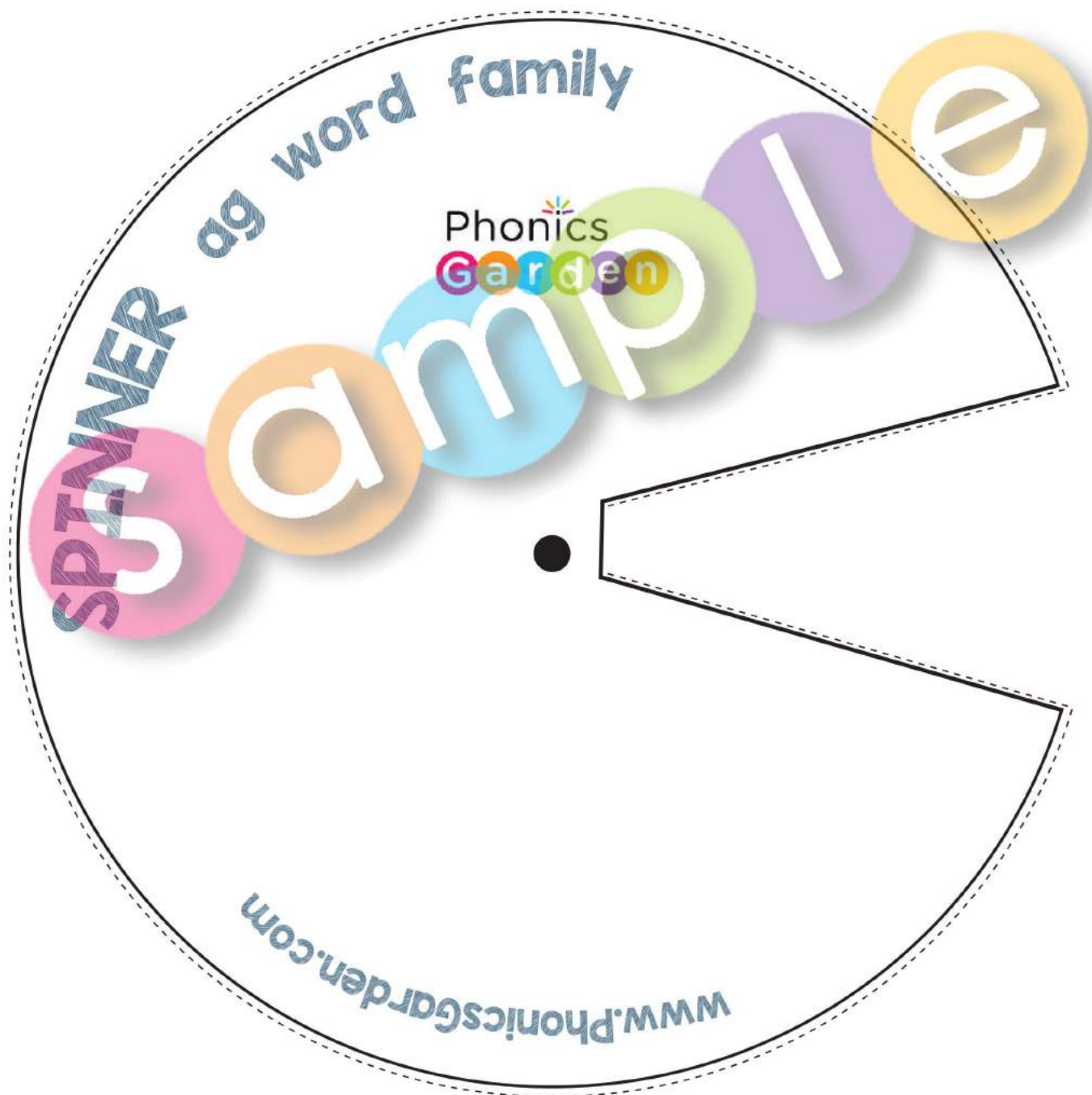
Write each word on your word-wheel 2 times each.

<hr/> <hr/> <hr/> <hr/> <hr/> <hr/> <hr/> <hr/>	<hr/> <hr/> <hr/> <hr/> <hr/> <hr/> <hr/> <hr/>	<hr/> <hr/> <hr/> <hr/> <hr/> <hr/> <hr/> <hr/>	<hr/> <hr/> <hr/> <hr/> <hr/> <hr/> <hr/> <hr/>
<hr/> <hr/> <hr/> <hr/> <hr/> <hr/> <hr/> <hr/>	<hr/> <hr/> <hr/> <hr/> <hr/> <hr/> <hr/> <hr/>	<hr/> <hr/> <hr/> <hr/> <hr/> <hr/> <hr/> <hr/>	<hr/> <hr/> <hr/> <hr/> <hr/> <hr/> <hr/> <hr/>










# SPINNER ag word family

www.PhonicsGarden.com



tag


bag

rag

wag

sag

rag



### ~ag Words

Step 1: Print the word wheel on card stock paper for best results.

Step 2: Attach the front to the back with a brass paper fastener, paperclip, or another fastening object.

Step 3: Have your students spin the wheel to make and read the words.

www.PhonicsGarden.com

ag ag

Word Family Word Wheel



Phonics Garden


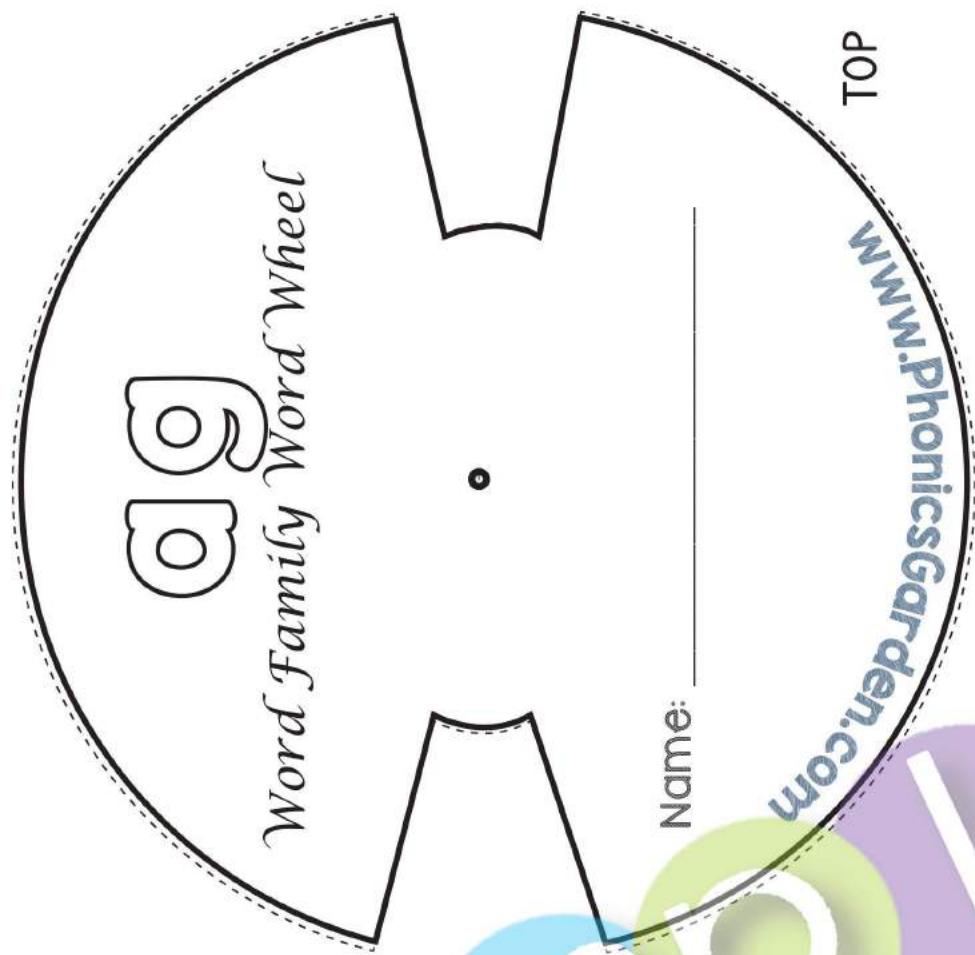
ag •

Name: \_\_\_\_\_



# Word Wheel

This Word Wheel will help your students practice reading. Moving the wheel will match the word with the picture clue.



## Instructions

1. Copy on to the white card stock
2. Cut out the two shapes on the dotted lines.
3. Place TOP wheel on the TOP of the BOTTOM wheel.
4. Insert split pin in the center.
5. Have students spin and read.

Cut out the words and pictures. Paste them down where they belong matching each word and picture.

ag

am





bag

tag

dam

ham




nag

rag

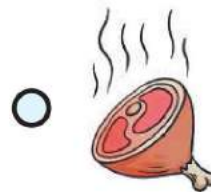

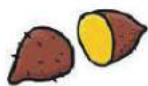
jam

ram



Connect the /ag/ word family words with the **ag**.

Connect the words that are NOT part of the /ag/ word family with the **X**.



Practice writing your /ag/ words.

\_\_\_\_\_

\_\_\_\_\_

\_\_\_\_\_

\_\_\_\_\_

\_\_\_\_\_

\_\_\_\_\_

\_\_\_\_\_

\_\_\_\_\_

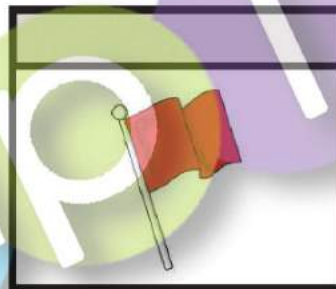



What  
is in the

ag house?

ag

set 1



When you are done cutting and pasting your words, finish the sentence below. Add a full-stop period.

In the house, I can see  
a \_\_\_\_\_, and

Write the missing letters below. Cut out the boxes and glue the top flap onto the matching picture. ✂








What  
is in the



set 2

ag house?



When you are done cutting and pasting your words, finish the sentence below. Add a full-stop period.

In the house, I can see  
a \_\_\_\_\_, and

Write the missing letters below. Cut out the boxes and glue the top flap onto the matching picture. ✂





Cut out each of the puzzle pieces and glue them where they belong.

bag	glue piece here	tag	glue piece here
-----	-----------------	-----	-----------------


wag	glue piece here	snag	glue piece here
-----	-----------------	------	-----------------


rag	glue piece here	nag	glue piece here
-----	-----------------	-----	-----------------

drag	glue piece here	flag	glue piece here
------	-----------------	------	-----------------


sag	glue piece here	_ ag	glue piece here
-----	-----------------	------	-----------------


Scissors icon








Scissors icon













Scissors icon



Color the word box that goes with the picture.


Write the words below.

1




nag	snag
-----	------

2



rag	snag
-----	------

3



rag	flag
-----	------

4



flag	wag
------	-----

5



wag	drag
-----	------

6



bag	nag
-----	-----

7



bag	drag
-----	------

8



flag	tag
------	-----

1

2

3

4

5

6

7

8

Write the letters in the correct order to make the word that matches the picture.

1		a t g	+	a	g
2		a g w			
3		fl g a		e	
4		a g dr			
5		sn g a			
6		g a n			
7		b g a			
8		a r g			






Write the letters in the correct order to make the word that matches the picture.

1		b g a	b	a	g
2		a r g			
3		sn g a			
4		g a n			
5		fl g a			
6		a g dr			
7		a t g			
8		a g w			

UNSCRAMBLE the LETTERS Write the missing letter in the circle.  
Write the letters in the correct order to make the word that matches the picture.

1		w	g	a	w	a	g
2		fl		a			
3		a	g				
4			t	g			
5		b		a			
6		a		g			
7		sn	g				
8		g	a				


Read and Write! Write the missing letter in the circle.  
Write the letters in the correct order to make the word that matches the picture.

1		<input type="text"/>	a	g	_____
2		b	<input type="text"/>	g	_____
3		n	<input type="text"/>	g	_____
4		sn	a	<input type="text"/>	_____
5		<input type="text"/>	a	g	_____
6		w	<input type="text"/>	g	_____
7		r	a	<input type="text"/>	_____
8		<input type="text"/>	a	g	_____




Say it! Build it! Write! Color the letters that spell the picture's name. Write the word on the line.

bag tag rag snag wag nag drag flag

1 


t	b	b	a	e	g	m
---	---	---	---	---	---	---

 \_\_\_\_\_  
 \_\_\_\_\_

2 

fl	v	u	a	nd	i	g
----	---	---	---	----	---	---

 \_\_\_\_\_  
 \_\_\_\_\_

3 

t	t	s	e	f	a	g
---	---	---	---	---	---	---

 \_\_\_\_\_  
 \_\_\_\_\_

4 


j	r	k	a	o	g	r
---	---	---	---	---	---	---

 \_\_\_\_\_  
 \_\_\_\_\_

5 

dr	p	l	n	a	s	g
----	---	---	---	---	---	---

 \_\_\_\_\_  
 \_\_\_\_\_

6 


r	sn	q	n	a	g	h
---	----	---	---	---	---	---

 \_\_\_\_\_  
 \_\_\_\_\_

7 

fl	w	n	a	s	g	r
----	---	---	---	---	---	---

 \_\_\_\_\_  
 \_\_\_\_\_

8 


h	tr	k	n	sn	a	g
---	----	---	---	----	---	---

 \_\_\_\_\_  
 \_\_\_\_\_




Say it! Build it! Write it! Color the letters that spell the picture's name. Write the word on the line.

bag tag drag flag wag rag snag nag

1 

fl	v	l	fl	i	a	g
----	---	---	----	---	---	---

 \_\_\_\_\_  
 \_\_\_\_\_

2 

t	t	s	a	f	ch	g
---	---	---	---	---	----	---

 \_\_\_\_\_  
 \_\_\_\_\_

3 

t	b	b	a	e	g	m
---	---	---	---	---	---	---

 \_\_\_\_\_  
 \_\_\_\_\_

4 


w	v	n	a	tr	g	r
---	---	---	---	----	---	---

 \_\_\_\_\_  
 \_\_\_\_\_

5 

h	pl	k	n	s	a	g
---	----	---	---	---	---	---

 \_\_\_\_\_  
 \_\_\_\_\_

6 


j	r	k	a	o	g	r
---	---	---	---	---	---	---

 \_\_\_\_\_  
 \_\_\_\_\_

7 

dr	p	l	sh	a	s	g
----	---	---	----	---	---	---

 \_\_\_\_\_  
 \_\_\_\_\_

8 

r	sn	q	wh	a	g	h
---	----	---	----	---	---	---

 \_\_\_\_\_  
 \_\_\_\_\_

Draw a line to match the letters.

Write the words two times each.



1. 

b	e	g
n	a	g

\_\_\_\_\_

\_\_\_\_\_

\_\_\_\_\_



2. 

t	a	b
sn	o	g

\_\_\_\_\_

\_\_\_\_\_

\_\_\_\_\_



3. 

n	a	g
t	u	p

\_\_\_\_\_

\_\_\_\_\_

\_\_\_\_\_



4. 

w	o	g
t	a	s

\_\_\_\_\_

\_\_\_\_\_

\_\_\_\_\_



5. 

r	a	m
h	u	g

\_\_\_\_\_

\_\_\_\_\_

\_\_\_\_\_



6. 

dr	a	k
a	a	g

\_\_\_\_\_

\_\_\_\_\_

\_\_\_\_\_



7. 

fr	e	g
fl	a	n

\_\_\_\_\_

\_\_\_\_\_

\_\_\_\_\_



8. 

d	a	s
n	o	g

\_\_\_\_\_

\_\_\_\_\_


\_\_\_\_\_

SEE - SAY - CUT - PASTE - READ

ag set 1


Cut out the letters. Glue them under the pictures to spell the words correctly.

1.




--	--	--

2.




--	--	--

3.



--	--	--

4.



--	--	--

a	a	a	a	g	g
g	g	w	r	n	sn




SEE - SAY - CUT - PASTE - READ

ag set 2


Cut out the letters. Glue them under the pictures to spell the words correctly.

1.




--	--	--

2.




--	--	--

3.



--	--	--

4.



--	--	--

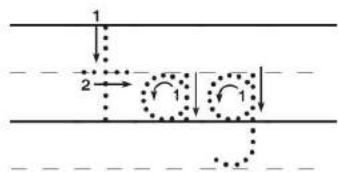
a	a	a	a	g	g
g	g	dr	fl	b	t



Trace

write

color



\_\_\_\_\_

\_\_\_\_\_


\_\_\_\_\_



Trace

write

color



\_\_\_\_\_

\_\_\_\_\_

\_\_\_\_\_



Trace

write

color



\_\_\_\_\_

\_\_\_\_\_

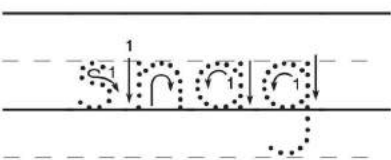
\_\_\_\_\_



Trace

write

color



\_\_\_\_\_

\_\_\_\_\_

\_\_\_\_\_



Write a sentence of your own using some words from above.

\_\_\_\_\_

\_\_\_\_\_

\_\_\_\_\_

\_\_\_\_\_

\_\_\_\_\_

Trace

write

color

bag

\_\_\_\_\_

bag

Trace

write

color

nag

\_\_\_\_\_

nag

Trace

write

color

drag

\_\_\_\_\_

drag

Trace

write

color

flag

\_\_\_\_\_

flag

Write a sentence of your own using some words from above.

\_\_\_\_\_

\_\_\_\_\_

\_\_\_\_\_

\_\_\_\_\_

\_\_\_\_\_

## SENTENCE BUILDING



The hook snagged garbage.

\_\_\_\_\_

-----

\_\_\_\_\_

-----

\_\_\_\_\_



We raised a red flag.

\_\_\_\_\_

-----

\_\_\_\_\_

-----

\_\_\_\_\_

Cut out the words and paste them in the boxes above to make a sentence. Then, write your sentence on the line.



garbage	The	hook	snagged .
red	a	We	flag raised .

## SENTENCE BUILDING



The bag is brown.

---

---

---

---

---



She wants to drag the sack.

---

---

---

---

---

Cut out the words and paste them in the boxes above to make a sentence. Then, write your sentence on the line.



brown

bag

is

The

.

sack

drag

to

She

the

wants

.



## SENTENCE BUILDING



This is a price tag.




Dogs wag their tails.

Cut out the words and paste them in the boxes above to make a sentence. Then, write your sentence on the line.



is	This	a	tag	price	.
Dogs	thier	tails	wag	.	.

## SENTENCE BUILDING



The rag is red.

---

---

---



The nag is pretty.

---

---

---

Cut out the words and paste them in the boxes above to make a sentence. Then, write your sentence on the line.



is	rag	The	red	.
nag	The	is	pretty	.

# Let's Read the ag Words

Directions: To assemble your flip-book reader, cut out all the boxes along the dashed-black lines. Attach the smaller boxes on top of each other by stapling them to the shaded gray area indicated. The top box has the word "Name" on it.



Bottom of Book

ag e



b



r




w



t



sn



n



fl



dr

s

a

m

p








e

d

r

Directions: Cut out the letters and build the words to match the pictures.

# See It! Build It!

		a				a	
			g				
		a					g
	fl	a			dr		g

Directions: Draw and write two of your own /ag/ words in the boxes below.

--	--	--	--	--	--	--	--

a a a a a a g g g g g g b

sn

w

r

t

n

Directions: Read the sentence and match the picture to it.

# Match It!

Set 1

This is a price tag.

Dogs wag their tails.

The rag is red.

The nag is pretty.



Directions: Draw and write your own /ag/ word sentence.

\_\_\_\_\_

-----

\_\_\_\_\_

-----




Directions: Read the sentence and match the picture to it.

# Match It!

Set 2



The hook snagged garbage.



We raised a red flag.



The bag is brown.



She wants to drag the sack.





Directions: Draw and write your own /ag/ word sentence.

\_\_\_\_\_

\_\_\_\_\_

\_\_\_\_\_




Directions: Read the sentence and write the missing word in the blank. Use the pictures to help you.

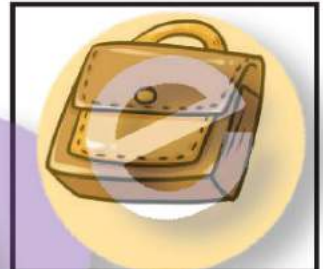
Set 1

# FILL IT!

1 Happy dogs \_\_\_\_\_ their tails.



2 This is a woman's \_\_\_\_\_.



3 There is a small \_\_\_\_\_.



4 Clothes have a price \_\_\_\_\_.



5 Directions: Draw and write your own /ag/ word sentence.

\_\_\_\_\_

-----

\_\_\_\_\_



bag tag wag snag




Set 2

Directions: Read the sentence and write the missing word in the blank. Use the pictures to help you.

# FILL IT!


1 We raised a red \_\_\_\_\_.




2 She needs to \_\_\_\_\_ it.



3 The \_\_\_\_\_ is big.



4 The \_\_\_\_\_ is for cleaning.



5 Directions: Draw and write your own /ag/ word sentence.

\_\_\_\_\_

-----

\_\_\_\_\_



drag      flag      nag      rag

Directions: Trace the words  
and draw a matching picture.

ag DRAW IT!

bag

wag

tag

nag

snag

drag

wag


snag

flag

nag


rug

tag



Directions: Look at the pictures and write the word that matches.


ag WRITE IT!



\_\_\_\_\_

\_\_\_\_\_

\_\_\_\_\_



\_\_\_\_\_

\_\_\_\_\_

\_\_\_\_\_



\_\_\_\_\_

\_\_\_\_\_


\_\_\_\_\_



\_\_\_\_\_

\_\_\_\_\_

\_\_\_\_\_



\_\_\_\_\_

\_\_\_\_\_

\_\_\_\_\_



\_\_\_\_\_

\_\_\_\_\_

\_\_\_\_\_



\_\_\_\_\_

\_\_\_\_\_

\_\_\_\_\_




\_\_\_\_\_

\_\_\_\_\_

\_\_\_\_\_

Directions: Draw and write your own /ag/ words.



\_\_\_\_\_

\_\_\_\_\_

\_\_\_\_\_



\_\_\_\_\_

\_\_\_\_\_

\_\_\_\_\_



\_\_\_\_\_

\_\_\_\_\_

\_\_\_\_\_



\_\_\_\_\_

\_\_\_\_\_

\_\_\_\_\_

Directions: Circle the words that belong with the /ag/ word family.

CIRCLE IT!

bag



dam

tag

ham



nag

jam

tag

ram

drag

yam

wag

flag

rag

slam

swam

bag

snag

Directions: Draw a line to connect the picture with the word it matches.

## CONNECT IT

a



b



c



d



e



f



g



h



1. drag

2. tag

3. bag

4. flag

5. rag










6. snag

7. nag

8. wag

Sample

Circle the correct word and write it on the line.

<p>1. </p> <p>bag                  tag</p> <p>_____</p> <p>-----</p> <p>_____</p>	<p>2. </p> <p>drag                  snag</p> <p>_____</p> <p>-----</p> <p>_____</p>	<p>3. </p> <p>snag                  wag</p> <p>_____</p> <p>-----</p> <p>_____</p>
<p>4. </p> <p>tag                  rag</p> <p>_____</p> <p>-----</p> <p>_____</p>	<p>5. </p> <p>snag                  flag</p> <p>_____</p> <p>-----</p> <p>_____</p>	<p>6. </p> <p>rag                  nag</p> <p>_____</p> <p>-----</p> <p>_____</p>
<p>7. </p> <p>wag                  flag</p> <p>_____</p> <p>-----</p> <p>_____</p>	<p>8. </p> <p>bag                  nag</p> <p>_____</p> <p>-----</p> <p>_____</p>	<p>9. </p> <p>flag                  drag</p> <p>_____</p> <p>-----</p> <p>_____</p>
<p>with      They      flag.      are      a      waving      red</p>		

Sort the words above to make a complete sentence below.

\_\_\_\_\_

-----

\_\_\_\_\_

-----

\_\_\_\_\_

-----

\_\_\_\_\_

-----

\_\_\_\_\_

-----

\_\_\_\_\_

-----



Choose words from today's lesson. Write and draw them below.

<p>1.</p>     <p>Word: _____</p> <hr/> <hr/> <hr/>	<p>2.</p>     <p>Word: _____</p> <hr/> <hr/> <hr/>
<p>3.</p>     <p>Word: _____</p> <hr/> <hr/> <hr/>	<p>4.</p>     <p>Word: _____</p> <hr/> <hr/> <hr/>



Choose words from today's lesson. Write and draw them below.

<p>1.</p>     <p>Word: _____</p> <hr/> <hr/> <hr/>	<p>2.</p>     <p>Word: _____</p> <hr/> <hr/> <hr/>
<p>3.</p>     <p>Word: _____</p> <hr/> <hr/> <hr/>	<p>4.</p>     <p>Word: _____</p> <hr/> <hr/> <hr/>

# I Can Read and Match

Trace each word, then match them to the correct picture.

rag

1

a



snag

2

b



nag

3

c



flag

4

d



snag

5

e



bag

6

f



wag

7

g



tag

8

h



Draw and write a story using as many words from the right as you can!



bag



tag



flag



drag



wag



snag



rag



nag

sample

Draw and write two sentences using some of the words to the right.

\_\_\_\_\_

\_\_\_\_\_

\_\_\_\_\_



\_\_\_\_\_

\_\_\_\_\_

\_\_\_\_\_



bag



tag



flag



drag



wag



snag



rag




nag

Circle the correct word and write it on the line. Add a full-stop period to each sentence.


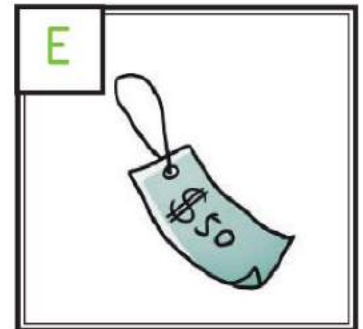
1.		bag tag	It is a blue _____
2.		tag rag	It is a cleaning _____
3.		drag snag	There is a small _____
4.		snag flag	The _____ is red
5.		flag nag	The _____ is brown
6.		nag wag	Happy dogs _____ tails
7.		wag bag	The _____ is brown

Match the pictures to their sentences by writing the correct letters in the box.



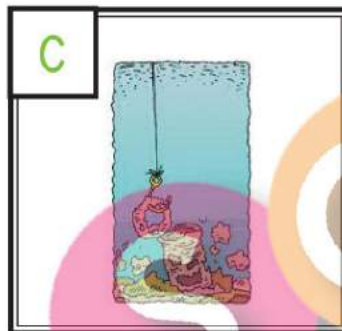
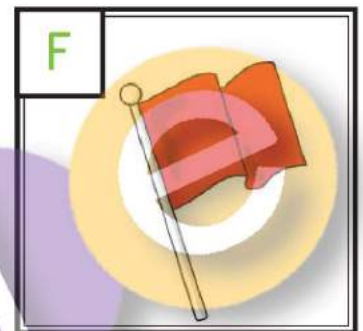

The hook snagged garbage.

We raised a red flag.



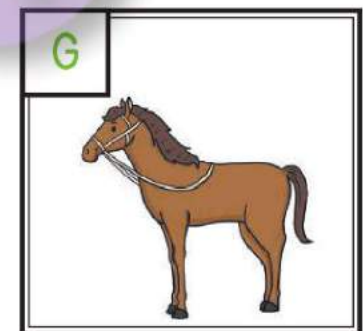

The bag is brown.

She wants to drag the sack.



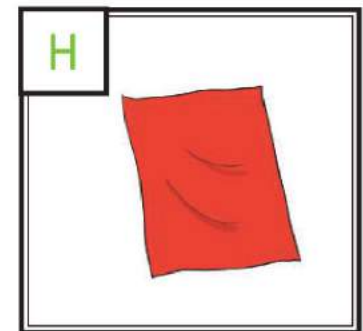

This is a price tag.

Dogs wag their tails.




The rag is red.

The nag is pretty.



Write a great sentence of your own on the lines below.

---



---



---



---



---



---



Cut and paste the words on the right in alphabet order.

# Cut & Paste



flag



bag



tag



rag



wag



nag



snag




Sample



Cut and paste the pictures. Then, write each word 2 times each.

Cut & Paste

tag

tag

_____	_____
-----	-----
_____	_____

bag

bag

_____	_____
-----	-----
_____	_____

nag

nag

_____	_____
-----	-----
_____	_____

rag

rag

_____	_____
-----	-----
_____	_____

drag

drag

_____	_____
-----	-----
_____	_____

wag

wag

_____	_____
-----	-----
_____	_____

snag

snag

_____	_____
-----	-----
_____	_____



Cut & Paste

Cut and paste the pictures. Then, write each word 2 times each.

<b>tag</b>	tag		
		_____	_____
		_____	_____
		_____	_____
<b>bag</b>	bag		
		_____	_____
		_____	_____
		_____	_____
<b>nag</b>	nag		
		_____	_____
		_____	_____
		_____	_____
<b>rag</b>	rag		
		_____	_____
		_____	_____
		_____	_____
<b>flag</b>	flag		
		_____	_____
		_____	_____
		_____	_____
<b>wag</b>	wag		
		_____	_____
		_____	_____
		_____	_____
<b>snag</b>	snag		
		_____	_____
		_____	_____
		_____	_____



Sort the words to make a great sentence on the lines below.

bag

is



brown.

This

www.PhonicsGarden.com

Write a sentence of your own about the picture.

Sort the words to make a great sentence on the lines below.

sack.

drag



to

She

the

needs

www.PhonicsGarden.com

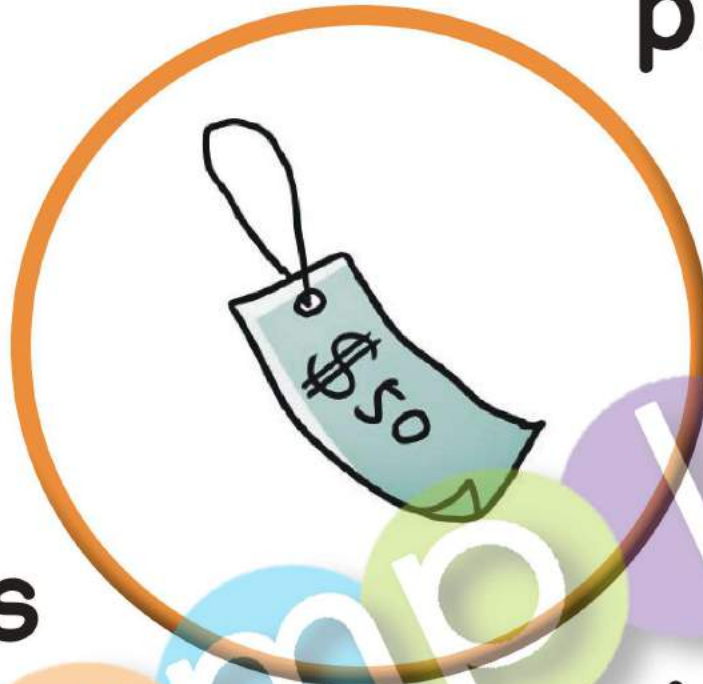
Write a sentence of your own about the picture.

Sort the words to make a great sentence on the lines below.

This

price

a



blue

is

tag.

www.PhonicsGarden.com

Write a sentence of your own about the picture.

Sort the words to make a great sentence on the lines below.

flag

red



is

raised.

The

www.PhonicsGarden.com

Write a sentence of your own about the picture.

Sort the words to make a great sentence on the lines below.

This

a



is

e

small

snag.

Write a sentence of your own about the picture.

Sort the words to make a great sentence on the lines below.

is



The

brown.

nag

www.PhonicsGarden.com

\_\_\_\_\_

\_\_\_\_\_

\_\_\_\_\_

Write a sentence of your own about the picture.

\_\_\_\_\_

\_\_\_\_\_

\_\_\_\_\_



Sort the words to make a great sentence on the lines below.

dogs

wag



their

tails.

Happy

www.PhonicsGarden.com

Write a sentence of your own about the picture.

Sort the words to make a great sentence on the lines below.

This

a

is



red

cleaning

rag.

Write a sentence of your own about the picture.

# I Say, Spell, Cut and Paste


ag  
Word Spelling

Say, Trace, Cut & Paste, and Spell each picture word correctly.



--	--


www.PhonicsGarden.com



--	--



--	--



--	--

Trace on the inside of the letters. Then cut them out and glue them down to spell the pictures above.

n	sn	ag	ag
r	w	ag	ag



# I Say, Spell, Cut and Paste

ag  
Word Spelling

Say, Trace, Cut & Paste, and Spell each picture word correctly.



--	--

www.PhonicsGarden.com



--	--



--	--










--	--

Trace on the inside of the letters. Then cut them out and glue them down to spell the pictures above.

fl	b	ag	ag
dr	t	ag	ag



Look at each picture. Circle the correct word..

<p>1</p>  <p>bag nag flag</p>	<p>2</p>  <p>drag flag snag</p>	<p>3</p>  <p>snag tag rag</p>
<p>4</p>  <p>rag flag tag</p>	<p>5</p>  <p>bag snag drag</p>	<p>6</p>  <p>wag bag rag</p>
<p>7</p>  <p>wag snag drag</p>	<p>8</p>  <p>nag snag rag</p>	<p>9</p>  <p>flag drag rag</p>
<p>the      drag      She      sack.      can</p>		

Sort the words above to make a great sentence below.

\_\_\_\_\_

-----

\_\_\_\_\_

-----

\_\_\_\_\_

# See, Say, and Spell - Word Family - ag

Write in the missing letters for the word family words below. How many word family /ag/ words did you find?

Write the correct letter blend to complete the words below.



\_\_\_ ag



\_\_\_ am



\_\_\_ ag



\_\_\_ ag



\_\_\_ am



\_\_\_ ag



\_\_\_ am



\_\_\_ ag



\_\_\_ am



\_\_\_ ag



\_\_\_ am



\_\_\_ am



\_\_\_ ag



\_\_\_ am



\_\_\_ ag

# See, Say, and Spell - Word Family - ag

Write the missing letters to complete the words below.

bag rag wag nag flag tag drag snag



r \_\_\_\_\_



d \_\_\_\_\_



w \_\_\_\_\_



n \_\_\_\_\_



j \_\_\_\_\_



sn \_\_\_\_\_



r \_\_\_\_\_



fl \_\_\_\_\_



y \_\_\_\_\_



t \_\_\_\_\_



sl \_\_\_\_\_



sw \_\_\_\_\_



dr \_\_\_\_\_











h \_\_\_\_\_



b \_\_\_\_\_

# MEMORY GAME



 <p>www.PhonicsGarden.com</p>	 <p>www.PhonicsGarden.com</p>	  <p>www.PhonicsGarden.com</p>
  <p>www.PhonicsGarden.com</p>	  <p>www.PhonicsGarden.com</p>	  <p>www.PhonicsGarden.com</p>
 <p>www.PhonicsGarden.com</p>	 <p>www.PhonicsGarden.com</p>	 <p>www.PhonicsGarden.com</p>



# MEMORY GAME



 <p>www.PhonicsGarden.com</p>	 <p>www.PhonicsGarden.com</p>	 <p>www.PhonicsGarden.com</p>
 <p>www.PhonicsGarden.com</p>	 <p>www.PhonicsGarden.com</p>	 <p>www.PhonicsGarden.com</p>
 <p>www.PhonicsGarden.com</p>	<p>www.PhonicsGarden.com</p>	<p>www.PhonicsGarden.com</p>

# MEMORY GAME



**bag**

www.PhonicsGarden.com

**bag**

www.PhonicsGarden.com

**drag**

www.PhonicsGarden.com

**drag**

www.PhonicsGarden.com

**tag**

www.PhonicsGarden.com

**tag**

www.PhonicsGarden.com

**flag**

www.PhonicsGarden.com

**flag**

www.PhonicsGarden.com

**snag**

www.PhonicsGarden.com

# MEMORY GAME



<p><b>snag</b></p> <p>www.PhonicsGarden.com</p>	<p><b>nag</b></p> <p>www.PhonicsGarden.com</p>	<p><b>nag</b></p> <p>www.PhonicsGarden.com</p>
<p><b>wag</b></p> <p>www.PhonicsGarden.com</p>	<p><b>wag</b></p> <p>www.PhonicsGarden.com</p>	<p><b>rag</b></p> <p>www.PhonicsGarden.com</p>
<p><b>rag</b></p> <p>www.PhonicsGarden.com</p>	<p>www.PhonicsGarden.com</p>	<p>www.PhonicsGarden.com</p>

FLASH CARDS



**bag**

www.PhonicsGarden.com



**bag**

www.PhonicsGarden.com



**drag**

www.PhonicsGarden.com



**drag**

www.PhonicsGarden.com



**tag**

www.PhonicsGarden.com



**tag**

www.PhonicsGarden.com



**flag**

www.PhonicsGarden.com



**flag**

www.PhonicsGarden.com



**snag**


www.PhonicsGarden.com

# FLASH CARDS




**snag**

www.PhonicsGarden.com



**nag**

www.PhonicsGarden.com



**nag**

www.PhonicsGarden.com




**wag**

www.PhonicsGarden.com



**wag**

www.PhonicsGarden.com



**rag**

www.PhonicsGarden.com



**rag**

www.PhonicsGarden.com

www.PhonicsGarden.com

www.PhonicsGarden.com