



Thank you for downloading this language arts craft activity. By purchasing this item, you acknowledge that the template presented here is the property of Green Gardens Publishing LLC and you own a SINGLE USER license which enables you to use this with your students (teachers) or children (homeschooling parents). This template cannot be sold, shared, posted in a public place for others to access or donated.

I hand draw all my art activities and designs and the work presented here is all my original work.

If you have any concerns or questions regarding this resource, please contact me at info@phonicsgarden.com

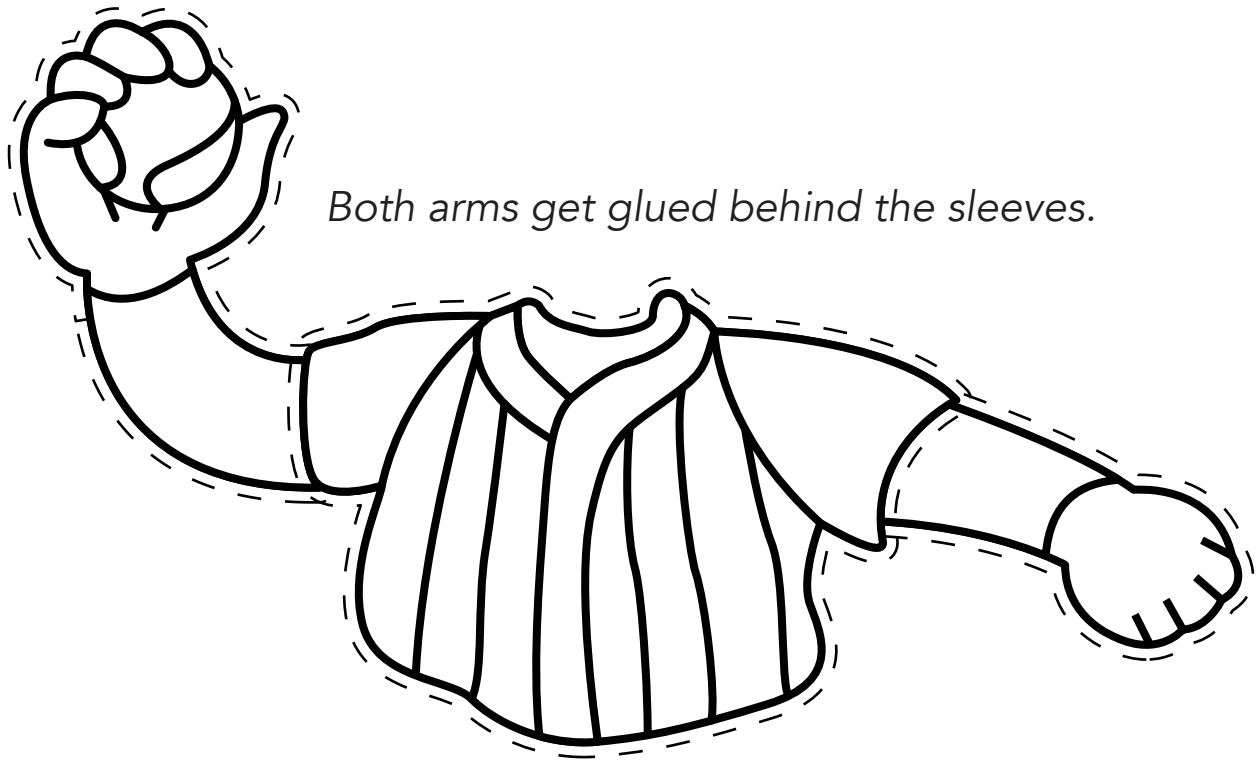
Materials Needed

1. scissors
2. glue
3. printable template
4. colors



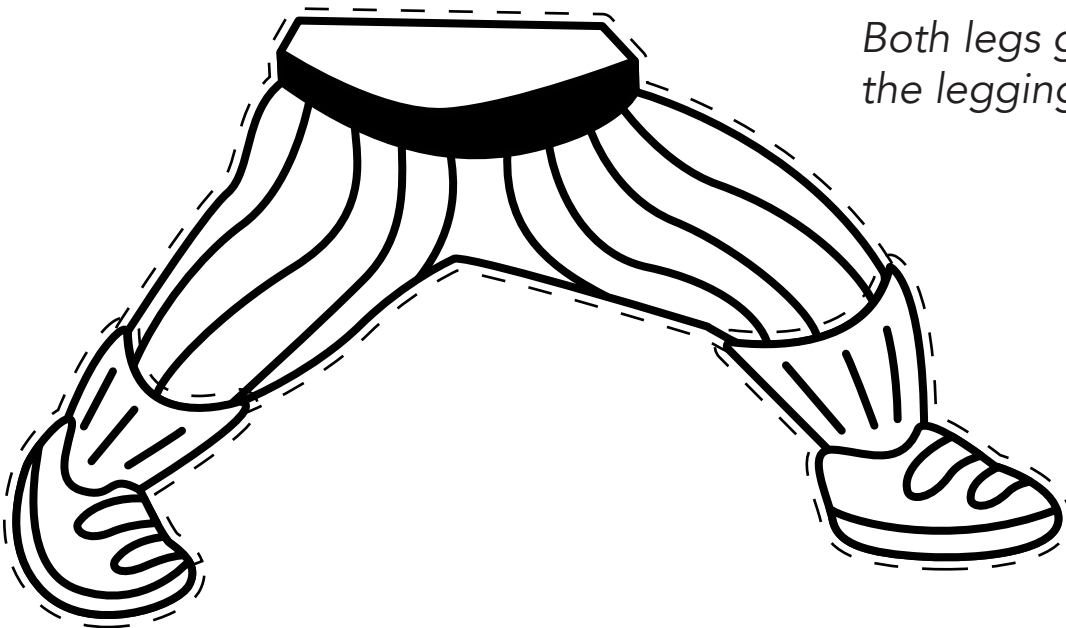
Assembly Instructions

1. Color the template and cut on the dotted lines.
2. For the upper body, attach arms and glue where indicated.



Both arms get glued behind the sleeves.


3. For the lower part, align legs as shown and glue where indicated.



Both legs get glued in front of the leggings.

Assembly Instructions

4. Draw a smiling face in the head.



5. Glue everything together.



