



Thank you for downloading this language arts craft activity. By purchasing this item, you acknowledge that the template presented here is the property of Green Gardens Publishing LLC and you own a SINGLE USER license which enables you to use this with your students (teachers) or children (homeschooling parents). This template cannot be sold, shared, posted in a public place for others to access or donated.

I hand draw all my art activities and designs and the work presented here is all my original work.

If you have any concerns or questions regarding this resource, please contact me at info@phonicsgarden.com

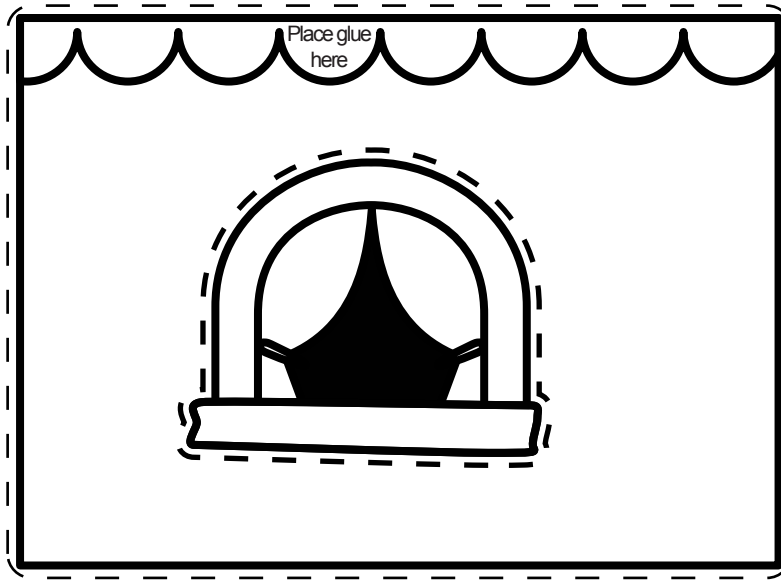
Materials Needed

1. scissors
2. glue
3. printable template
4. colors




Assembly Instructions

1. Color the template and cut on the dotted lines.
2. Align window as shown and glue where indicated.

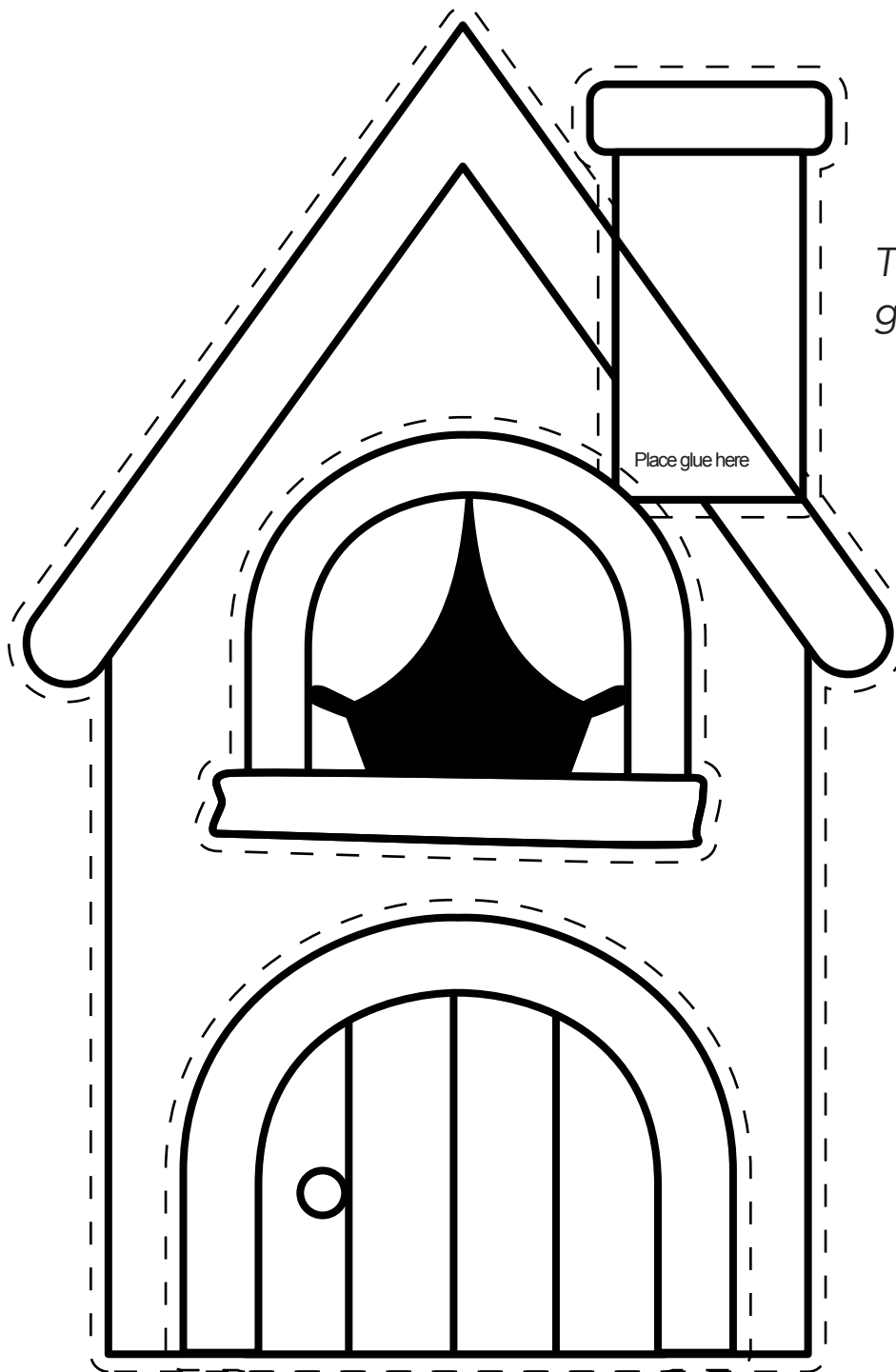


3. Glue the wall behind the roof.



Assembly Instructions

4. For the front, align window, door and chimney as shown and glue where indicated.



*The chimney gets
glued behind the roof*

Assembly Instructions

5. Glue everything together.

